From Extreme to Mainstream: How Social Norms Unravel*

Leonardo Bursztyn†
Georgy Egorov‡
Stefano Fiorin§

May 2017

Abstract

Social norms are typically thought to be persistent and long-lasting, sometimes surviving through growth, recessions, and regime changes. In some cases, however, they can quickly change. This paper examines the unraveling of social norms in communication when new information becomes available, e.g., aggregated through elections. We build a model of strategic communication between citizens who can hold one of two mutually exclusive opinions. In our model, agents communicate their opinions to each other, and senders care about receivers' approval. As a result, senders are more likely to express the more popular opinion, while receivers make less inference about senders who stated the popular view. We test these predictions using two experiments. In the main experiment, we identify the causal effect of Donald Trump's rise in political popularity on individuals' willingness to publicly express xenophobic views. Participants in the experiment are offered a bonus reward if they authorize researchers to make a donation to an anti-immigration organization on their behalf. Participants who expect their decision to be observed by the surveyor are significantly less likely to accept the offer than those expecting an anonymous choice. Increases in participants' perceptions of Trump's popularity (either through experimental variation or through the "natural experiment" of his victory) eliminate the wedge between private and public behavior. A second experiment uses dictator games to show that participants judge a person less negatively for publicly expressing (but not for privately holding) a political view they disagree with if that person's social environment is one where the majority of people holds that view.

Keywords: Social norms; social acceptability; elections; xenophobia; political attitudes; social interactions; communication

*We would like to thank Daron Acemoglu, Abhijit Banerjee, Esther Duflo, Benjamin Enke, Tarek Hassan, John List, Emir Kamenica, Ricardo Perez-Truglia, Frank Schilbach, Andrei Shleifer, Hans-Joachim Voth, and Noam Yuchtman, for helpful comments and suggestions. Excellent research assistance was provided by Raymond Han, Jacob Miller, and Aakaash Rao. We are grateful to the UCLA Behavioral Lab for financial support. This study received approval from the UCLA Institutional Review Board. The experiments reported in this study can be found in the AEA RCT Registry (AEARCTR-0001752 and AEARCTR-0002028).

†University of Chicago and NBER, bursztyn@uchicago.edu.

‡Kellogg School of Management, Northwestern University and NBER, g-egorov@kellogg.northwestern.edu.

§UCLA, stefanofiorin@ucla.edu.

1 Introduction

Social norms are an important element of any society: some behaviors and opinions are socially desirable while others are stigmatized. There is growing evidence that individuals care to a large extent about how they are perceived by others and that such concerns might affect important decisions in a variety of settings, from charitable donations (DellaVigna et al., 2012), to schooling choices (Bursztyn and Jensen, 2015), to political behavior (DellaVigna et al., 2017, Enikolopov et al., 2017, Perez-Truglia and Cruces, Forthcoming). Moreover, these social image concerns matter both in interactions with other people from the same social group (Bursztyn and Jensen, 2015) and in interactions with strangers, such as surveyors and solicitors (DellaVigna et al., 2012, DellaVigna et al., 2017). In particular, even individuals with very strongly-held political views might avoid publicly expressing them if they believe their opinion is not popular in their social environment (Bursztyn et al., 2016).

A recent literature has documented the persistence of cultural traits and norms over long periods of time (Voigtländer and Voth, 2012, Fernandez, 2007, Giuliano, 2007, Algan and Cahuc, 2010, Alesina, Giuliano, and Nunn, 2013). However, little is known about what factors might lead long-standing social norms to *change*, or even more so, to change *quickly*. In this paper, we argue that aggregators of private opinions in a society, such as elections, might lead to updates in individuals' perceptions of what people around them think, and thus induce fast changes in the social acceptability of holding certain opinions and in the likelihood that these opinions are publicly expressed.

Consider the support for the communist regime in the Soviet Union in the late 1980s. Kuran (1991) argues that many individuals opposed the regime but believed others supported it. In that environment, a referendum on the regime would have quickly updated people's opinions about the views of others. Incorrect beliefs about the opinions of others are not restricted to totalitarian regimes, where expressing personal views is often risky. In fact, as we argue below, if most individuals assume that a specific opinion is stigmatized, the stigma might be sustained in equilibrium.[1] In this paper, we formalize this idea and test it using experiments with real stakes. In our main experiment, we show that Donald Trump's rise in popularity and eventual victory during the 2016 U.S. presidential campaign causally increased individuals' perception of the social acceptability of holding strong anti-immigration (or xenophobic) views and their willingness to publicly express them.

We present a simple model of strategic communication between individuals who can hold one

[1] This phenomenon is known in social psychology as "pluralistic ignorance" (Katz and Allport, 1931), where privately most people reject a view, but incorrectly believe that most other people accept it, and therefore end up acting accordingly. For example, in 1968 most white Americans substantially over-estimated the support among other whites for racial segregation (O'Gorman, 1975). A related concept is that of "preference falsification" (Kuran, 1995): people's stated, public preferences are influenced by social acceptability, and might be different from their true, private preference.

of the two mutually exclusive convictions (e.g., xenophobic and tolerant). Each *sender* delivers a message (states his view) to a *recipient*, who in turn uses this message to make a Bayesian update on the sender's true conviction (e.g., whether or not the sender is xenophobic). In our setting, as in DellaVigna et al. (2017), lying is costly, so messages have some credibility; at the same time, citizens can pay this cost and lie, so communication need not be truthful. Importantly, the sender has social image concerns: he values other people's perception of his type. Thus, for example, if he thinks most other people are tolerant, he might want to hide his xenophobic views and pay the cost of lying; conversely, if he believes that most other people are xenophobic, he would not only feel free to state such a view if he shares it, but may express xenophobia even if he is tolerant. Thus, senders have incentives to 'pander to the majority'. In the extreme cases we may have a 'political correctness' equilibrium, wherein all senders state the same view regardless of their true conviction, thus preventing learning about true convictions. Receivers are Bayesian, and their perception of a sender of a message depends on the strategy that senders use. In the example above, if xenophobic individuals say that they are tolerant because they believe that most are tolerant, then anyone who expresses xenophobic opinions must indeed be xenophobic. At the same time, if most receivers are believed to be xenophobic so that even some tolerant people express such views, then a person stating xenophobic views is not necessarily a xenophobe, and thus will be judged less harshly by tolerant people.

Our model predicts, in particular, that a positive update in beliefs about the share of xenophobes in a society makes xenophobic messages more likely. Our framework thus illustrates how a shock to the information possessed by individuals, such as an election where this particular issue (tolerance vs. xenophobia) is salient, can rapidly change the social norm in communication behavior: what was unacceptable and rarely, if ever, spoken, could become acceptable and normal in a matter of weeks, if not days.

Quite interestingly, the logic of the paper suggests that information aggregation can make an 'extreme' topic 'mainstream', but not the other way around: such a shock cannot make a mainstream topic extreme. This is easy to see: if a topic is mainstream and socially acceptable, individuals know how widely and by whom each opinion is shared, in which case information aggregation is unlikely to reveal new information. Of course, if underlying fundamentals change – for example, more people become radicalized, or people become more judgmental of others – then a certain viewpoint could move from mainstream to extreme. However, since this involves changes in fundamentals, this is likely to be a slow and gradual process.

We test the model on both the senders' and recipients' sides using real-stakes experiments on Amazon Mechanical Turk (MTurk) based on two recent votes. On the sender's side, we focus on the 2016 U.S. presidential election. Throughout his campaign, Donald Trump proposed, among other things, the construction of a wall separating the US and Mexico and a ban on Muslims from entering the U.S. His popularity might thus send an informative signal to the population about the number

of people who sympathize with these proposals and thus about those who hold xenophobic views. As the experimental evidence we provide suggests, this signal is likely leading to a positive update in beliefs about the share of xenophobes in the country. As a result, Donald Trump's electoral success potentially caused a shift in social norms regarding expressed views on immigrants.

More specifically, in the two weeks before the election which took place on November 8, 2016, participants were offered a bonus cash reward if they authorized the researchers to make a donation to a strongly anti-immigration organization on their behalf. Accepting the offer is therefore a *profitable* xenophobic action. At baseline, participants who randomly expected their decision to be potentially observed by and discussed with a surveyor in a future interaction (the "public" condition) were significantly more likely to forgo the donation bonus payment than those who expected their choice to be entirely anonymous (the "private" condition). This suggests the presence of social stigma associated with the action. Before making the donation decision, a random subset of participants received information that positively updated their perceptions of Trump's popularity in their home state on the eve of the election. We first show that this information positively updates their beliefs about the local popularity of holding xenophobic views. We then show that, for these participants, the wedge in the likelihood of undertaking the xenophobic action in private and public disappeared. This difference with respect to the baseline condition was driven entirely by an increase in the donation rate in the public condition, with no change in the private condition.

We also exploited the "natural experiment" of Trump's unexpected victory as an alternative "treatment" that could generate increases in the willingness to publicly express xenophobic views. We replicate the experimental intervention shortly after the election, restricting the design to the baseline condition with no initial information on Trump's popularity. We find that after the election, the wedge between private and public donation rates disappeared, even in the absence of the experimental information intervention. Again, this difference was entirely driven by an increase in the public donation rate; the private donation rate remained unchanged from the pre-election survey. Our results suggest that Donald Trump's rise in popularity did not casually make these participants more xenophobic, but instead made the already more-intolerant ones more comfortable about publicly expressing their views.

A second, auxiliary experiment studies the receiver's side. We exploit the general lack of knowledge among MTurk users in Democrat-leaning U.S. states about the 2009 Swiss referendum that banned the construction of minarets in that country. We consider this an ideal setting for two reasons. First, the topic of the referendum was closely aligned to that of our main experiment. Second, the fact that most participants were unaware not only of the ban, but also of the fact that the majority of the Swiss population supported it, allows us to manipulate their beliefs about the public support for the ban.

After stating their personal views on whether the construction of minarets should be banned, participants played a dictator game with a real, anonymous Swiss person. We randomize what

information was given about the Swiss person to evaluate via revealed preference how different information affected the participant's opinion of that person. We focus on participants who reported being *against* banning the construction of minarets. In the first treatment group, individuals who were randomly told that the Swiss person is in favor of the ban significantly reduced their donation levels in the dictator game, when compared to a control group where that piece of information was not provided. In the second treatment group, participants were additionally informed that 57% of Swiss respondents also supported the ban, which positively updated participants' priors about the share of Swiss individuals in support of the ban. Note that this was the actual support level for the ban in the 2009 referendum. Thus, when informed that the Swiss person is surrounded by other people who support the ban, participants judged that person less negatively for *expressing* that view, understanding that he might have done so to pander to the majority: donation amounts went up significantly compared to the first treatment group.

A potential alternative interpretation is that participants judge the Swiss person less negatively for *holding* his opinion when the majority of Swiss support the ban, *regardless of whether his support was expressed in public.* For example, it could be that participants feel that they cannot blame a person for privately holding a view if that person is surrounded by many other people who also hold that view and who could also have influenced the private opinions of that person. To directly rule out this alternative interpretation and confirm that our findings are driven by the anticipation by participants that the Swiss person might have had strategic reasons to publicly express an intolerant view, we also ran an additional experiment emphasizing that the Swiss person's opinion was expressed *anonymously.* In that treatment, informing participants of a higher level of public support for the ban in Switzerland does *not* increase donation amounts.

Our results suggest that Trump's rise in popularity and eventual electoral victory might have already casually changed social norms regarding the expression of xenophobic views in the U.S. Though we detect no changes in *privately-held* views, we believe the findings on public expression are of great policy relevance. For example, increases in public expression of anti-foreign sentiment might also lead to more frequent acts of hate crime against foreign minorities. Indeed, recent reports indicate a steep increase in the number of hate crimes against these groups throughout the campaign period, and especially after Donald Trump's election. For example, a recent report by the Center for the Study of Hate and Extremism indicates that across eight major metropolitan areas in the U.S., the number of hate crimes increased by more than 20% in 2016 (CSBS, 2017). This increase is significantly larger in both absolute and relative terms than any year-to-year increase in hate crimes in these cities since 2010. Increases in public expression of hate against some minorities might also spur increases in expression of hate against other minorities. For example, the same report shows that hate crimes against blacks and Jews in New York City also increased substantially between March 2016 and March 2017. More common public expression of certain views might also facilitate coordination for large-scale actions, such as demonstrations and movements, and recent

work has provided evidence that such demonstrations and movements might affect many important outcomes, from election results (Madestam et al., 2013) to the stock market valuation of different firms (Acemoglu et al., Forthcoming). In addition, reductions in the stigma associated with holding previously-extreme views might lead to shifts in the language used in and reported by the popular media, and might also reduce the stigma associated with consuming and discussing certain news sources on the far side of the political spectrum. For example, the news website *Breitbart* has more than doubled its share of general news audience between the end of 2014 and July 2016, reaching 9% of the market – 18 million visitors – that month.[2] Increases in public expression of such views can thus lead to increases in individuals' overall exposure to them, and more exposure might eventually lead to changes in privately-held views, via persuasion or simple conformism.

Our results contribute to a growing literature that examines the impacts of political institutions on social norms and culture more generally. This literature typically studies the long-run impact of political institutions (e.g., Lowes et al., 2016); here we show that changes on the political side can lead to fast reversals in social norms. Our paper also adds to a recent theoretical literature on social norms (e.g., Bénabou and Tirole, 2011, and Acemoglu and Jackson, Forthcoming) by studying how new information may lead to the unraveling of such norms. Our findings speak to a cross-disciplinary literature on the consequences of political action, both theoretical (e.g., Lohmann, 1993) and empirical (e.g., Madestam et al., 2013). Methodologically, this paper also relates to a literature on the measurement of sensitive attitudes, which includes approaches such as the "randomized response technique" (Warner, 1965), the "list experiment" (Raghavarao et al., 1979), the "endorsement experiment" (Sniderman, 1993), and the "lost letter technique" (Milgram, 1977). In our study, the private donation decision provides a measure based on revealed preference, and where concerns about social desirability are minimized due to anonymity. Conceptually, our main experiment is novel since it exploits both experimental and natural occurring variation as two alternative approaches. Randomized informational interventions are often subject to the criticism of not being entirely natural, while before/after designs based on natural variation suffer from lack of true randomization. In our setting, the two approaches yielded very similar results, which provides extra assurance of the validity of our tests of the model.

Theoretically, the two most important precursors to our paper are Bernheim (1994) and Morris (2001). Bernheim (1994) studies the behavior of individuals with social concerns and predicts the emergence of social norms. People with similar preferences will adhere strictly to such norms, while people with extreme tastes will choose not to do so. The possibility of complete pooling and the resulting non-transmission of information is suggested in Morris (2001), where an advisor who is afraid of being perceived as biased ultimately avoids giving advice in all states of the world. Our model can be viewed as combining and simplifying the two approaches to get a model with straightforward comparative statics results that highlight the role of individual beliefs and

[2]See https://fivethirtyeight.com/features/trump-made-breitbart-great-again/.

information shocks. One can loosely view the model as adapting the binary message structure of Morris (2001) to the social communication setting of Bernheim (1994).

Our work also relates to existing papers studying the economic consequences of conformity. Prendergast (1993) identifies rational incentives for managers to conform to supervisors' opinions in order to appear competent, which in turn hampers information transmission. Andreoni et al. (2016) study 'conformity traps,' situations where groups of individuals fail to coordinate on a beneficial action due to individual incentives to conform to the predominant and inefficient behavior. In a laboratory experiment they find, in particular, that opinion polls can facilitate changes of norms that benefit the group. Their setting, however, is one of full information, and thus opinion polls facilitate switching from one equilibrium to another. Our model has incomplete information and features a unique equilibrium, and elections can change the beliefs about the distribution of other people's opinions (though we do not take a position on whether overcoming conformity is necessarily socially beneficial). In a different setting, Kets and Sandroni (2015) study the trade-off between the performance of conforming versus diverse groups of individuals.

The remainder of this paper proceeds as follows. We introduce a simple framework formalizing our argument in Section 2. In Section 3, we present the design and results from the main experiment studying the 2016 U.S. presidential elections. In Section 4, we present the design and results from the auxiliary dictator game experiment. Section 5 concludes.

2 Theoretical Framework

2.1 A model of communication

There is a continuum of citizens.[3] Citizens can hold one of two mutually exclusive convictions, A or B; we sometimes call it their type and write $t_i \in \{A, B\}$ for citizen i. (One can think of these as 'beliefs' in colloquial sense, but we reserve the word 'beliefs' for the game-theoretical notion.) The share of citizens holding conviction A is p, so $\Pr(t_i = A) = p$. We do not assume that p is known, and instead allow citizens to hold an incorrect belief about the share of citizens with conviction A, which we denote by q. To avoid dealing with higher-order beliefs, we assume that q is common knowledge.

The citizens are paired with one another; within each pair, there is a sender i and recipient j. Sender i sends message m_i, and we assume that the message space is binary, so message $m_i \in \{A, B\}$. Sending a message m_i may involve the following costs for citizen i. First, sending a message $m_i \neq t_i$ incurs a cost of lying l_i; this cost is assumed to be distributed uniformly on $[0, 1]$ (this can be thought of as normalization), and independently of t_i (i.e., citizens holding either conviction are equally averse to lying).[4] Second, the sender bears a cost proportional (with intensity

[3] We could instead assume communication between two individuals. The results would not change at all.

[4] Thus, in our model, communication is not 'cheap talk', as in Crawford and Sobel (1982). See Kartik, Ottaviani,

factor denoted by a) to his belief that the recipient does not approve his type. Consequently, the expected utility of a citizen i with two-dimensional type (t_i, l_i) from sending message m_i to recipient j is given by

$$U_i(m_i) = -l_i \mathbf{I}_{\{m_i \neq t_i\}} + aq \Pr_j(t_i = A \mid m_i) + a(1-q)(1 - \Pr_j(t_i = A \mid m_i)), \tag{1}$$

where $\Pr_j(t_i = A \mid m_i)$ is the recipient's posterior that the sender is type A conditional on the message he sent, m_i.

In this game, we are interested in Perfect Bayesian Equilibria, which furthermore satisfy the D1 criterion (Cho and Kreps, 1987).

2.2 Analysis

We start our analysis with the case $q > \frac{1}{2}$, which means that types $t_i = A$ are perceived to be more numerous. Then senders with the same type $t_i = A$ communicate truthfully. Indeed, by sending message $m_i = B$ they would incur the cost of lying and furthermore make the receiver's opinion about them worse, on average.[5] For senders of type $t_i = B$, there is a cutoff z, so that those with $l_i < z$ send message $m_i = A$ (i.e., they lie if it is not too costly) and those with $l_i > z$ send $m_i = B$. As a result, recipient j who got message $m_i = A$ believes that the sender is $t_i = A$ with probability

$$\Pr_j(t_i = A \mid m_i = A) = \frac{q}{q + (1-q)z}$$

and a recipient who got message $m_i = B$ believes that the sender is type $t_i = B$ for sure, so

$$\Pr_j(t_i = A \mid m_i = B) = 0.$$

This implies that for a sender with type $(t_i = B, l_i)$, sending message $m_i = A$ results in expected utility

$$U_i(m_i = A) = aq\frac{q}{q + (1-q)z} + a(1-q)\frac{(1-q)z}{q + (1-q)z} - l_i,$$

whereas sending message $m_i = B$ results in expected utility

$$U_i(m_i = B) = a(1-q).$$

(Because only recipients of type B will approve of him). The sender with type $(t_i = B, l_i = z)$ is

and Squintani (2007) and Kartik (2009) for models of strategic communication with lying costs in an uninformed principal – informed agent framework.

[5] This argument implicitly uses the fact that types $t = A$ are relatively more likely to send message $m = A$ than types $t = B$. We formally prove that this holds in every equilibrium in the Supplemental Appendix. Intuitively, this follows from the presence of costs of lying, which make the two messages asymmetric.

indifferent if and only if

$$aq\frac{q}{q+(1-q)\,z}+a\,(1-q)\,\frac{(1-q)\,z}{q+(1-q)\,z}-z=a\,(1-q)\,,$$

or, equivalently,

$$-(1-q)\,z^2-qz+aq\,(2q-1)=0.$$

The left-hand side is positive at $z=0$ and equals $aq\,(2q-1)-1$ at $z=1$. Thus, if $aq\,(2q-1)\geq 1$, then (almost) everyone sends message $m_i=A$. If $aq\,(2q-1)<1$, then there is a unique interior solution, given by

$$z=\sqrt{\frac{1}{4}\left(\frac{q}{1-q}\right)^2+a\frac{(2q-1)\,q}{1-q}}-\frac{q}{2\,(1-q)}. \tag{2}$$

If $q<\frac{1}{2}$, the analysis is similar; the difference is that all types with $t_i=B$ communicate truthfully, whereas at least some types with $t_i=A$ (those with lowest cost of lying) send message $m_i=B$. More precisely, if $a\,(1-q)\,(1-2q)\geq 1$, then everyone sends $m_i=B$, and otherwise the cutoff of citizens with $t_i=A$ is given by

$$\tilde{z}=\sqrt{\frac{1}{4}\left(\frac{1-q}{q}\right)^2+a\,(1-2q)\,\frac{1-q}{q}}-\frac{1-q}{2q}. \tag{3}$$

Lastly, if $q=\frac{1}{2}$, then everyone communicates truthfully. We summarize these results in the following proposition.

Proposition 1. *Denote $v=\frac{2}{\sqrt{a^2+8a}+a}$. There is a unique equilibrium, taking the following form.*

(i) If $q\leq\frac{1}{2}-v$, then every sender sends message $m_i=B$.

(ii) If $q\in\left(\frac{1}{2}-v,\frac{1}{2}\right)$ then citizens with conviction B send message B for sure, while citizens with conviction A send message B iff their costs of lying $l_i<\tilde{z}$, where $\tilde{z}\in(0,1)$ is given by (3), and send message A otherwise.

(iii) If $q=\frac{1}{2}$, then every sender sends message $m_i=t_i$, i.e., communicates truthfully.

(iv) If $q\in\left(\frac{1}{2},\frac{1}{2}+v\right)$, then citizens with conviction A send message A for sure, while citizens with conviction B send message A iff their costs of lying $l_i<z$, where $z\in(0,1)$ is given by (2), and send message B otherwise.

(v) If $q\geq\frac{1}{2}+v$, then every sender sends message $m_i=A$

Thus, if $q=\frac{1}{2}$ (case *iii*), then everyone would communicate truthfully regardless of a. If a is high enough ($a>1$) and q is close to 0 or 1 (cases *i* and *v*), then the equilibrium takes the 'political correctness' form, where all senders communicate the message that a majority of receivers would prefer. The requirement $a>1$ reflects that the sender's concern about the receiver's opinions has to

be strong enough to overcome even the highest cost of lying. For intermediate values of q, citizens who have a low cost of lying pander to the majority, but those who have high cost of lying do not.

Even if the equilibrium is not fully of the 'political correctness' form, communication depends on the beliefs that citizens have as well as their sensitivity to the opinion of others. The cutoffs (2) and (3) are both increasing in a, meaning that if senders are more concerned with the receiver's opinion, they are more likely to send a message preferred by a majority of receivers. Furthermore, (2) is increasing in q, provided that $q > \frac{1}{2}$. This happens for two reasons. First, a higher q makes it more likely that the recipient is of type A, which makes the sender even more willing to send message A. Second, and more subtly, a higher q increases the receiver's prior that the sender is type A, which means that the drop in his opinion about the sender who discloses his conviction B is now higher, and the sender's chance to 'pass' as type A if he sends message A is also higher. The cutoff (3) is decreasing in q for similar reasons, which again implies that the share of senders who send A is increasing in q even if $q < \frac{1}{2}$. Of course, a higher objective number of citizens of type A, p, also increases the share of senders sending A: while this does not change the strategy of an individual sender, this is true since citizens with conviction A are relatively more likely to send A.

We summarize these comparative statics results in the following proposition.

Proposition 2. *Suppose that $q \in \left(\frac{1}{2} - v, \frac{1}{2} + v\right)$, so in the unique equilibrium both messages are sent with positive probabilities. Then:*

(i) An increase in p, the objective share of citizens with conviction A, leads to more senders sending message A;

(ii) An increase in q, the citizens' belief about the share of those with conviction A, also leads to more senders sending message A.

(iii) An increase in a leads to more senders sending message A if $q > \frac{1}{2}$ and to more senders sending message B if $q < \frac{1}{2}$. There is no effect if $q = \frac{1}{2}$.

More generally, for $q < \frac{1}{2} - v$ or $q > \frac{1}{2} + v$, these results hold in a weak sense.

Proposition 2 describes the effect of parameters on the behavior of senders. We are also interested in their effect on the receiver's beliefs about the sender following the receipt of either message. To understand these effects, suppose that $q > \frac{1}{2}$. Then after receiving message B, the receiver is certain that the sender was of type B, so $\Pr_j(t_i = A \mid m_i = B) = 0$. At the same time, as argued above, after receiving message A, the receiver's posterior probability that the sender is of type A equals $\Pr_j(t_i = A \mid m_i = A) = \frac{q}{q+(1-q)z}$. Since z is increasing in a, this posterior belief is decreasing in a. This is natural: if a is higher, more citizens of type B misrepresent themselves by sending message $m_i = A$, thus making at less likely that a random sender of message A is truly type A. Now consider the comparative statics with respect to q. Here, there are two effects. First, the cutoff z is increasing in q, thus making it harder to be sure that a sender with message A is indeed type A. But, on the other hand, a higher q implies an overall higher share of citizens

with type A (as perceived by the receiver), which implies a higher prior they have on sender being type A, which, all things equal, would imply a higher posterior. These two effects contribute to a non-monotone overall effect: the posterior $\Pr_j(t_i = A \mid m_i = A)$ is highest (equal to 1) at $q = \frac{1}{2}$ and $q = 1$, and otherwise it is U-shaped, with the minimum attained at $q = \sqrt{\frac{1}{2}} \approx 0.71$. We thus have the following result.

Proposition 3. *Suppose again that both messages are sent with positive probabilities. Then the posterior of a receiver j that the sender who sent message $m_i = A$ is indeed $t_i = A$, $\Pr_j(t_i = A \mid m_i = A)$, is constant and equal to 1 for $q < \frac{1}{2}$, decreases in q when $q \in \left(\frac{1}{2}, \sqrt{\frac{1}{2}}\right)$ and increases back to 1 when $q \in \left(\sqrt{\frac{1}{2}}, 1\right)$. This posterior always exceeds $\frac{1}{2}$ and is decreasing in a if $q > \frac{1}{2}$. It does not depend on the objective share of citizens with type A, p.*

In other words, the receiver's posterior that the sender who sent message $m_i = A$ is indeed type $t_i = A$ evolves as follows. If conviction A is shared only by a minority ($q < \frac{1}{2}$), then message $m_i = A$ is taken at face value, as only $t_i = A$ would send it. As the share of citizens with conviction A becomes a majority, receivers would recognize that this message could be sent for strategic reason and this would decrease $\Pr_j(t_i = A \mid m_i = A)$ down from 1. However, at some point (specifically, at $q = \sqrt{\frac{1}{2}}$), they would recognize that there are many citizens with type $t_i = A$, and the posterior would increase again, up to 1 as q tends to 1). Of course, a similar result applies with respect to $\Pr_j(t_i = A \mid m_i = B)$, which we omit to save space.

2.3 Dynamics

Let us now consider a simple extension of the previous model that will enable us to study how certain shocks to the underlying parameters affect communication strategies within the society, as well as social learning. There may be multiple reasons for shocks: arrival of new information that makes some people change their opinions, a speech by an influential politician or celebrity, or others. Here, we consider elections as a particular case of a shock that aggregates convictions and allows citizens to learn about members of their society that they do not directly communicate with.[6]

Specifically, we consider a three-period model. In each of the periods, each citizen communicates with a continuum of other citizens, and we assume that in these communications he is both the sender and the receiver. Informally, we think about citizens adopting a certain 'persona' for the whole period, and if what they learned during that period about the rest of the society suggests it would be better to act differently, they can send different messages in the subsequent periods.

[6]Political campaigns that precede elections may, of course, persuade people to change convictions about issues or make some issues more salient than others. This may also change communication strategies in the society. Here, we only focus on the moment of elections as the source of the information shock.

Formally, we assume that each citizen is matched with three disjoint continua of other citizens, and in each of the periods, he sends a message to all other citizens matched to him in that period and receives messages from all of them.[7] Before period 1, the share of citizens having conviction A, i.e., p, is realized, and Nature instead sends a public noisy signal to all citizens, so citizens start period 1 with a common belief that the share of citizens with conviction A is q. They communicate in period 1, update on p and communicate in period 2. Between periods 2 and 3, Nature reveals p (e.g., through elections), after which the citizens have a final round of communication. Such timing allows us to compare the social norms learned through strategic communication (period 2) and the social norms learned through public information aggregation (period 3). We do not introduce any discounting, but since each agent is infinitesimal and does not expect to change others' beliefs for the subsequent periods, each agent would communicate to maximize his static payoffs with or without discounting.

We have the following result.

Proposition 4. *Let again* $v = \frac{2}{\sqrt{a^2+8a}+a}$. *Then:*

(i) If the initial signal q *satisfies* $q \in \left(\frac{1}{2} - v, \frac{1}{2} + v\right)$, *then each citizen sends the same message in periods* 2 *and* 3. *In period* 1, *some act differently, unless* $p = q$.

(ii) If the initial signal q *satisfies* $q \notin \left(\frac{1}{2} - v, \frac{1}{2} + v\right)$, *then each citizen sends the same message in periods* 1 *and* 2. *They also act the same way in period* 3 *if* $p, q \leq \frac{1}{2} - v$ *or* $p, q \geq \frac{1}{2} + v$, *and differently otherwise.*

This result is mainly of interest if the original belief was wrong. If q is relatively close to $\frac{1}{2}$, then both messages are sent with positive probabilities. Each citizen is then perfectly able to deduce p from what they observe in period 1. Indeed, suppose, for the sake of the argument, that $q \geq \frac{1}{2}$. In this case, the share of messages A equals $p + (1-p)\,z$, where z is given by (2). For the assumed values of q, $z < 1$, and therefore p can be perfectly learned. Once this is the case, there is no learning between periods 2 and 3, and therefore citizens act identically, knowing that the share of citizens with conviction A is p and is common knowledge.

The pattern is very different if q is not close to $\frac{1}{2}$ (and $a > 1$). In this case, all citizens, regardless of their conviction, send the same message in period 1 in equilibrium (A if q is close to 1 and B if q is close to 0). As a result, what each citizen observes does not depend on p, and therefore no citizen makes any inference about p. The second period is then identical to the first one. However, the true value of p is revealed before period 3, and this can potentially lead to a different behavior. Namely, if $q > \frac{1}{2} + v$, so all citizens were sending A in periods 1 and 2, then this will only continue if $p > \frac{1}{2} + v$ as well, while if $p \leq \frac{1}{2} + v$, then some (or, in the extreme case $p \leq \frac{1}{2} - v$, all) citizens

[7] For example, suppose that citizens are randomly allocated in a unit cube with coordinates (x, y, z). In period 1, citizen (x, y, z) communicates with citizens of the form $(*, y, z)$, in period 2, he does so with $(x, *, z)$, and in period 3, he communicates with those of the form $(x, y, *)$. Within a period, all citizens communicate simultaneously, so the message that a citizen sends is not affected by what he receives in that period.

will start sending message B.

We thus observe the following. If the original citizens' beliefs about their fellow citizens are sufficiently moderate, the society is able to learn the true parameter through communication, and elections do not reveal new information and therefore do not lead to a change in behavior. However, if the original beliefs led the society to a 'political correctness' equilibrium, then there is no learning in communication. In this case, elections can reveal new and surprising information, and thus can lead to a discontinuous change in beliefs and behaviors.

2.4 Predictions

The model implies the following testable predictions.

(i) An increase in the citizens' prior belief about the share of citizens having a certain conviction also increases the likelihood that the corresponding message is sent.

(ii) The receiver's posterior that the sender who sent a message indeed has the corresponding conviction depends on this prior nonmonotonically. Namely, it equals 1 for priors on $\left[0, \frac{1}{2}\right] \cup \{1\}$, and it is U-shaped on $\left(\frac{1}{2}, 1\right)$, while always exceeding $\frac{1}{2}$.

(iii) A shock that aggregates preferences in the society does not change individual behavior if the society was not in a 'political correctness' equilibrium. If it was, then a shock may change behavior.

3 Main Experiments: U.S. Presidential Elections

We developed two experiments with workers from the online platform MTurk. A number of recent papers in economics have used the same platform to conduct surveys or experiments (e.g., Kuziemko et al. 2015, Elias et al. 2016). The platform draws workers from very diverse backgrounds, though it is not representative of the U.S. population as a whole.

3.1 Experimental Design

3.1.1 Intervention Before the Election

During the two weeks prior to the presidential election, we recruited participants (N = 458) from the eight states in which the expected probability of Donald Trump's victory at the state level was 100%, according to the website *Predictwise*: Alabama, Arkansas, Idaho, Nebraska, Oklahoma, Mississippi, West Virginia, and Wyoming. MTurk workers with at least 80% approval rate could see our request, which was described as a "5 minute survey" with a reward of $0.50. Each worker could participate in the survey only once. Workers who clicked on the request were displayed detailed

instructions about the task, and given access to links to the study information sheet and the actual survey. The survey was conducted on the online platform *Qualtrics.*

After answering a number of demographic questions, half of the participants were randomly informed about the 100% local odds from the website (*information* condition) while the other half were not informed (*control* condition).[8] Though restricting to these states might affect the external validity of the findings, it also allows us not to worry about the role of heterogeneous priors (and updates) in response to an informational treatment: the 100% forecast ensured that for this half of the sample, the direction of the update in Trump's perceived local popularity is either zero or positive, but never negative.[9]

Participants were then all asked to predict to share of individuals in their state that agree with a relatively strong anti-immigration statement:[10]

> Both legal and illegal immigration should be drastically reduced because immigrants undermine American culture and do not respect American values.

This provides a measure of the perceived local popularity of anti-immigrant sentiment.

In the next part of the intervention, we measured the perceived social acceptability of strong anti-immigrant sentiment using a donation experiment with real stakes. Participants were first told that they would be given the possibility to make a donation to a randomly drawn organization that could either be anti- or pro-immigration, to ensure that participants would not associate the experimenters with a specific political view. To maximize power and avoid direct deception, the randomization was such that more than 90% of participants (N=428) would get assigned the organization we were interested in: the *Federation of American Immigration Reform.* To make sure participants were aware of the organization's very strong anti-immigration stance, a few more details about the organization and its founder were provided in the experiment:

[8] See the survey scripts in the Supplemental Appendix.

[9] Eliciting priors in the control group to assess the direction of the update would have been challenging since the forecast information was available online. Therefore, asking the question before the donation decision could have undone the treatment. Answers to the question if asked after the donation decision could have been affected by the decision itself and by the private/public condition later assigned to the participant.

[10] Here we describe the protocol of the experiment as it was registered on the AEA RCT registry with number AEARCTR-0001752. As described in the registry, we planned to reach 400 individuals by November 7 – the day before the election and thus conceptually the last day in which the survey could be done (also pre-registered as the trial end date). In the piloting phase (on October 26 and 27,) we were able to recruit 184 participants. We thus expected not to have any issue recruiting 400 more subjects in the eight days between October 31 and November 7, given that in two days we were able to survey nearly half of that sample size. However, only 274 MTurk workers selected themselves into the study during the registered trial dates. The number of active MTurk workers in these states is lower than we had originally expected (and to our knowledge no estimates of the MTurk population in those states exist), which made it difficult to recruit enough participants before the election. In order to reach the desired (and registered) sample size, we decided to include individuals who participated in the pilot experiment conducted before the registration with nearly identical versions of the protocol. In particular, both the wording of the informational treatment and the wording of the donation decision were completely unchanged. If we restrict the analysis to the 274 subjects who followed the registered protocol, results are directionally similar, as discussed in Subsection 3.3.

> The Federation for American Immigration Reform (FAIR) is an **immigration-reduction organization** of concerned individuals who believe that immigration laws must be reformed, and seeks to reduce overall immigration (both legal and illegal) into the United States. The founder of FAIR is John Tanton, author of 'The Immigration Invasion' who wrote "I've come to the point of view that for European-American society and culture to persist requires a European-American majority, and a clear one at that."

Participants were then asked if they would like to authorize the researchers donate $1 to that organization on their behalf. The money would not come from the subject's $0.50 payment for participation in the study. Moreover, the participant would also be paid an *extra* $1 (or about 1/6 of an hourly wage on MTurk) if he/she authorized the donation. Rejecting the donation would not affect the monetary payoffs to the participants in any way other than through the loss of this extra amount.

In addition to the original randomization of informing subjects about Trump's probability of victory in the participant's state, we introduced a second layer of cross-randomization at the donation stage. Half of the participants were assured that their donation authorization would be kept completely anonymous, and that no one, not even the researchers would be able to match their decision to their name: we refer to this condition as the *Private* condition. Specifically, participants were told:

> Note: just like any other answer to this survey, also **your donation decision will be completely anonymous**. No one, not even the researchers, will be able to match your decision to your name.

The other half of the subjects were instead informed, right before the donation question was displayed to them, that they might be personally contacted by the research team to verify their answers to the questions in the remaining part of the survey: this is what we refer to as the *Public* condition.

> Important: in order to ensure the quality of the data collected, a member of the research team **might personally contact you** to verify your answers to the next question and the following ones.

Names and contact information were not collected during the intervention, since the practice is not allowed on MTurk. As a result, it was not possible to credibly lead participants to believe that their decision would be observed by other individuals, for example, from their state. However, on MTurk it is possible to contact participants individually on the platform via their worker ID. We were therefore able to minimize the use of deception since the decision was anonymous yet researchers could still potentially contact participants (moreover, participants in the public condition

might have believed that they would be asked for personal information in case they were contacted later on). As mentioned before, social acceptability with respect to surveyors and solicitors is also informative to the study of social pressure and social image concerns, as examined in DellaVigna et al. (2014) and DellaVigna et al. (2017).

3.1.2 Intervention After the Election

We also exploited the natural experiment of Trump's unexpected victory as an alternative "treatment" potentially leading to an increase in the social acceptability of holding xenophobic views. We repeated the experimental intervention in the same states during the first week after the election, restricting the design to the control condition with no additional initial information on Trump's popularity. We recruited both subjects who had participated before the election (N = 168; 166 of them assigned to the anti-immigration organization) and new participants (N = 218; 215 assigned to that organization). Based on naturally occurring variation, we can assess the impact of Trump's electoral victory on the perceived social acceptability of xenophobia.

3.2 Linking the Experiment to the Theoretical Framework

In what follows, we assume that A is the xenophobic conviction, while B is the opposite (tolerant) one. In the main experiment, the communication is between the subject (the *sender*) and the researcher (the *receiver*). Moreover, q here corresponds to the sender's beliefs about the share of xenophobes in the country. We consider two treatments that test the effect of manipulating q on the likelihood that a xenophobic message is sent, thus testing the comparative static result associated with q from Proposition 2:

- Treatment 1: the researchers communicate to the subject that Trump is winning for sure in their state.
- Treatment 2: Trump wins the election.

Note that though both treatments increase q, their effect might operate through different channels. In particular, since Treatment 1 provides information about the area where the sender lives, the effect is likely operating through the sender updating his beliefs about what the receiver thinks of him in the absence or in the presence of a xenophobic message being communicated. On the other hand, since Treatment 2 provides information at the country level, it might also lead to an update in the sender's priors on whether the receiver is a xenophobe. In our discussion of results, we provide suggestive evidence consistent with these hypotheses.

3.3 Main Results

Appendix Table A.1 provides evidence that individual characteristics are balanced across all four pre-election experimental conditions, confirming that the randomization was successful. The first four columns of Figure 1 display our main findings from the pre-election experiment. In the control condition before the election, we observe a large and statistically significant wedge between donation rates in private and in public: a drop from 54% in private to 34% in public (the p-value of a t test of equality is 0.002). Among individuals in the information condition, we observe no difference in private and public donation rates, which are 47% and 46%, respectively (p-value=0.839). Moreover, we find no significant difference in private donation rates between the information and control conditions (p-value=0.280), suggesting that the information is not increasing privately-held xenophobia. The increase in public donation rates between the two conditions is statistically significant (p-value=0.089), as is the difference in differences between donation rates in private across conditions and donation rates in public across conditions (p-value=0.050). These results indicate that the information provided causally increased the social acceptability of the action to the point of eliminating the original social stigma associated with it. The first two columns of Table 1 display the difference in differences results in regression format and show that our results are unchanged when individual covariates are included. The table also displays p-values from permutation tests, showing that our findings are robust to that inference method.

As an additional way of examining the effect of Trump's increased popularity on public expression of the xenophobic action, we compare the private and public donation rates in the control condition before and after the election. In the last two columns of Figure 1, we analyze the actions of respondents who participated in both waves of the experiment. Though we focus on a subset of the original participants, we find no evidence of selective attrition, and the samples in the different conditions (before and after) are again well balanced (see Appendix Table A.2). In private, we again observe no increase in donation rates (54% before the election and 49% after the election, p-value=0.440). In public, we observe a significant increase from 34% before the election to 48% after it (p-value=0.060). The difference in differences between donation rates in private before and after the election and donation rates in public before and after the election in the control condition is also statistically significant (p-value=0.062). It is worth emphasizing that the donation rates following the two different "treatments" (either experimental or natural) are extremely similar: 47% vs. 49% in private, and 46% vs. 48% in public. The last two columns of Table 1 display the results in regression format, and again confirm that the findings are robust to using permutation tests. Our results are also robust to different samples for the post-election experiment, such as also including new participants, as displayed in Appendix Table A.3.[11]

[11] If we restrict the analysis to the 274 subjects who followed the registered protocol results are directionally similar: raw donation rates are respectively, for the the private and public groups, 54% and 35% in the control condition before the election, 50% and 39% in the information condition before the election, and 39% and 45% in the control condition

3.4 Discussion

3.4.1 Potential Mechanisms

In the experimental intervention before the election, the information provided to participants generated a positive (or null) update in their beliefs about Trump's local popularity. Although this might have also updated a participant's belief regarding whether the surveyor is a xenophobe, we believe that the main effect of the information shock was to update a participant's belief about the surveyor's priors about the share of xenophobes around the participant. While we don't have a direct measure of this belief about the surveyor's prior, we elicited we elicited the update in participants' beliefs about the share of xenophobes in their home state – a good proxy for the other variable. For the proxy to be valid, we need the update in participants' beliefs about the share of xenophobes in their state to go in the *same direction* as the update in their beliefs about the surveyor's beliefs about that same share. We believe this a reasonable assumption.

Figure 2 provides evidence that the information shock led to a positive update in beliefs about the opinions about other individuals in the same state. In the control condition before the election, the average guess was that 64% of other people in the participant's home state would agree with the xenophobic statement, while it was 68% in the information condition (p-value=0.062). This small increase in the average guess might not fully display the impact that the information intervention had on the *distribution* of beliefs about others. The distribution in the information condition first-order stochastically dominates the distribution in the control condition (a Kolmogorov-Smirnov test of equality of the two distributions yields a p-value of 0.072). For example, the percentage of participants who think that the share of those agreeing with the xenophobic statement in their state is above 90% increases substantially with the provision of information (from 9% to 17%, with a p-value of 0.018).

When we analyze the effects of Trump's actual victory on the social stigma associated with the donation decision, it is less clear *ex ante* that an update in respondents' beliefs about the surveyor's priors regarding the share of xenophobes in the respondents' state would the main driver of the findings. After the election, the surveyor is not directly providing any information that would necessarily lead to an unambiguously weakly positive update in perceptions of Trump's local popularity. For example, participants might now believe that Trump's actual margin of victory in their state might was smaller than what the surveyor had originally expected. Indeed, when comparing the pre-election control group with the group after the election, we find no shift in the distribution of beliefs about the share of xenophobes in participants' home states (see Appendix

after the election. As with the full sample, the wedge between the public and private condition is significant in the control condition before the election (p-value 0.018), and not significant in the information condition (p-value 0.219), or after the election (p-value 0.607). The difference in differences between donation rates in private across conditions and donation rates in public across conditions is smaller than in the full sample and not significant before the election (8.4%, p-value 0.486), but large and significant after the election (24.9%, p-value 0.068).

Figure A.1). However, there is an unambiguously weakly positive update in participants' perception of Trump's *national* popularity. According to our model, this will increase the probability that participants: (i) think that the surveyor is xenophobic, and (ii) think that the surveyor will judge them less negatively even if the researcher is not xenophobic. Hence, although we do not provide direct evidence of these mechanisms, the nature of the intervention suggests that these two elements are the likely drivers of the findings in the comparison of pre- and post-election donation rates.

3.4.2 Further Interpreting the Findings

Although the effects we find are extremely large, it is important to note that they are coming from a marginal positive signal of Trump's local popularity starting from a situation where he was already believed to be extremely popular locally. Even in the control condition, the average individual believes that 64% of people in his/her state agree with the xenophobic statement, and 34% of participants make the donation in public. Though we cannot test this hypothesis, perhaps an increase in the perceived popularity of holding xenophobic views and a reduction of the related social stigma might have already taken place throughout the presidential campaign, before the experiment took place. It is also possible that the statement we chose might have been perceived as relatively mild toward the end of the campaign period, so the small update in beliefs about the views of others regarding the chosen statement could correspond to larger updates for a more extreme statement. Of course, we cannot estimate how large the effects of our experiment would have been had the baseline level of Trump's perceived local popularity been lower (as in the beginning of the campaign season) and thus the effect of the signal possibly stronger.

Finally, we can rule out that our main effect is coming from participants updating their beliefs about the instrumental benefits associated with donating to the organization (for example, because the organization is now more likely to fulfill its mission). Any effect explained by that factor would have showed up in the private donation rates too.

4 Auxiliary Experiment: Dictator Game

4.1 Experimental Design

4.1.1 Wave 1 – Non-Anonymous Behavior by the Swiss Player

In late February 2017, we recruited participants from the six states in which Hillary Clinton won the presidential election with the highest margin: California, Hawaii, Maryland, Massachusetts, New York, and Vermont. This was done to maximize the chances of recruiting subjects with liberal views, and in particular subjects with no anti-Muslim sentiment.[12]

[12] As in the main experiment, Turk workers with at least 80% approval rate could see our request, which in this case was described as a "4-5 minutes short survey" with a reward of $0.50. Each worker could participate in the survey

First, after answering a number of demographic questions, all participants were explained that a minaret is a tower typically built adjacent to a mosque and traditionally used for the Muslim call to prayer. Second, they were asked whether they would support the introduction of a law prohibiting the building of minarets in their state. We focus on subjects who reported to be against the introduction of this law (N = 396), and we examine how they interact with a person who has opposite views. In order to do so, in the third part of the survey, participants were told they were matched with a subject from another survey and were asked to play a dictator game in which they could decide how to split $3 (half of an hourly wage on the platform) between themselves and the other participant. We randomly assigned our participants to three different groups and randomized the background information we gave to our participants about the person they were matched with. Participants in the control group were only told that the participant they were matched with was a 24-year-old male from Switzerland. Note that we used real 24-year-old male subjects from Switzerland recruited to take part of a short survey by a research assistant from the University of Zurich.

Participants in the *anti-minarets* group were additionally told that this person supports the prohibition of the building of minarets in Switzerland. Participants in the *anti-minarets, public support* group were instead told that "like 57.5% of Swiss respondents, the participant supports the prohibition of the building of minarets in Switzerland."

4.1.2 Wave 2 – Anonymous Behavior by the Swiss Player

If we find higher donations in the *Anti-minarets, public support group*, when compared to the *anti-minarets*, we can conclude that the participants may believe that the Swiss person has strategic reasons to state that he is anti-minarets, and for this reason judge him less for expressing that view. However, a potential alternative interpretation for this result is that participants might judge the Swiss person less negatively when the majority of Swiss support the ban, *regardless of whether his support was expressed in public.* For example, it could be that participants feel that they cannot blame a person for privately holding a view if that person is surrounded by many other people who also hold that view and who could also have influenced the private opinions of that person.

To explicitly rule out this possibility, we conducted a slightly modified version of our protocol on the days immediately following the first wave of the dictator game experiment. In the second wave, participants were informed about the fact that the 24-year-old male from Switzerland expressed his opinion in an *anonymous* survey. As in the original version, we recruited participants from the six states in which Hillary Clinton won the presidential election with the highest margin (California, Hawaii, Maryland, Massachusetts, New York, and Vermont). To make sure we could recruit enough

only once. Workers who clicked on the request were displayed detailed instructions about the task, and given access to links to the study information sheet and the actual survey. The survey was conducted on the online platform *Qualtrics*. The script used in this auxiliary experiment is displayed in the Supplemental Appendix.

participants, we also included six other states with a high share of votes for Clinton (Connecticut, Delaware, Illinois, New Jersey, Rhode Island, and Washington).[13]

The design of this experiment was almost identical to the original version. Once again, we focus on subjects who reported to be against the introduction of the ban (N = 427). The main difference with the original version, is that we emphasized how the Swiss participant expressed his opinion anonymously. Instead of writing as before that "we matched you with a participant from another survey", in this version we wrote "we matched you with a participant from another anonymous survey." In our treatment groups we emphasized once again that the survey the Swiss participants participated in was anonymous: "In our anonymous survey, like the one you just completed, he said he supports the prohibition of the building of minarets in Switzerland." We call this first treatment group the *anonymous anti-minarets* group. Finally, instead of writing "like 57.5% of Swiss respondents, the participant supports the prohibition of the building of minarets in Switzerland" in this case we wrote "According to numbers from 2009, 57.5% of Swiss respondents are in favor of prohibiting the building of minarets." We call this second treatment group the *anonymous anti-minarets, public support* group.[14]

4.1.3 Elicitation of Beliefs

At the end of the intervention, subjects in the control group were also asked about their beliefs regarding the share of the Swiss population who supports banning the construction of minarets, and whether they believed the ban is legal in Switzerland. In the first wave we did not collect this information for individuals in the *anti-minarets* and *anti-minarets public support* groups. To check whether their beliefs about the share of the Swiss population supporting the ban are not changed by the treatments, we included both the control group and the treatment groups in the second wave. The share thinking that a majority of Swiss support the ban is almost identical in the control group and the *anti-minarets* group (respectively 20 and 25%, with a p-value for the

[13] As in the other two experiments, Turk workers with at least 80% approval rate could see our request, which in this case was described as a "4-5 minutes short survey" with a reward of $0.50. Each worker could participate in the survey only once, and only if she did not participate in our other experiment. Workers who clicked on the request were displayed detailed instructions about the task, and given access to links to the study information sheet and the actual survey. The survey was conducted on the online platform *Qualtrics*. The script used in this second wave of the auxiliary experiment is displayed in the Supplemental Appendix.

[14] Our design also included a fourth group (N=136 in wave 1, and N=139 in wave 2), where participants were instead told: "Building minarets is illegal in Switzerland, following a 2009 referendum. Like 57.5% of Swiss respondents, the participant supports the prohibition of the building of minarets in Switzerland. However, he did not vote in the referendum since he was under legal voting age" in wave 1, and "In our anonymous survey, like the one you just completed, he said he supports the prohibition of the building of minarets in Switzerland. Building minarets is illegal in Switzerland, following a 2009 referendum. According to numbers from 2009, 57.5% of Swiss respondents are in favor of prohibiting the building of minarets. However, the person you are matched with did not vote in the referendum since he was under legal voting age" in wave 2. This treatment was intended to test whether providing information that a view is not only held by a majority but is also *official* would additionally change the donation rates. We found no effect of this additional treatment relative to the second treatment group. We report these results in Appendix Figures A.4 and A.5.

test of equality of 0.301), but increases to 63% in the *anti-minarets public support* group (p-values of the test of equality are 0.000 against both groups). The median belief about the share of the Swiss population supporting the ban is 30% in both control and *anti-minarets* groups, and 55% in the *anti-minarets public support* group. This confirms that our experimental manipulation indeed shifted beliefs about the level of popular support for the ban in Switzerland.[15]

Participants across conditions were also asked whether they believed the construction of minarets is legal in Switzerland: across the three groups, the majority reported to think that constructing minarets was legal (88% in the control group, 77% in the *anti-minarets* group, and 74% in the *anti-minarets public support* group).[16] We can thus rule out that the effects are affected by the fact that the ban is actually legal, and can thus isolate the role of public opinion on participants' judgment of the Swiss player.

4.2 Linking the Experiment to the Theoretical Framework

We have the following predictions, which help us test Proposition 3.

- *Anti-minarets* group: The Swiss person is revealed to be anti-minarets. The participants' prior that Swiss people are on average anti-minarets is relatively low. This has two implications. First, before the information about the Swiss person is communicated, the perceived probability that he is anti-minarets is low. Second, and more importantly, he is not thought to have strategic reasons to pretend to be anti-minarets, because this view is not thought to be popular among citizens in Switzerland (the subjects believe that the equilibrium that this Swiss person faces would imply that he will only say $m_i = A$ if he indeed has type $t_i = A$). Thus, the posterior that this person is anti-minarets increases all the way to 1. This lowers donations when compared to the control group.

- *Anti-minarets, public support* group: The Swiss person is revealed to be anti-minarets, and also we also reveal that 57% of Swiss respondents support banning minarets. Now, compared to the previous experimental condition, the participants may believe that the Swiss person has strategic reasons to state that he is anti-minarets. This decreases $\Pr_j(t_i = A \mid m_i = A)$ from 1 to some value which, however, must be greater than $\frac{1}{2}$, as follows from Proposition 3. This implies that donations should be higher than in the previous treatment group, but not as high as in the control group.

[15] Here we report the numbers from the second wave of the experiment, since the first wave only asked beliefs in the control group. The numbers for this group are very similar across waves; for example, in the first wave, 17% of control group participants believe a majority of Swiss people support the ban, compared to 20% in the second wave. The median belief is 30% for the control groups in both waves.

[16] While the beliefs are significantly different when comparing the control group with either of the two treatment groups (the p-values for the test of equality are 0.013 against the *anonymous anti-minarets* group and 0.002 against the *anonymous anti-minarets public support group*), there is no statistical difference between the two treatment groups (the p-value for the test of equality is 0.500).

The second wave of the experiment helps us further test our model and rule out the main alternative interpretation:

- *Anonymous anti-minarets* group: The Swiss person is revealed to be *privately* anti-minarets. Again, subjects' prior that Swiss people are on average anti-minarets is relatively low. The posterior that the Swiss player is anti-minarets is 1, so donations should be similar to the ones in the *Anti-minarets group*.

- *Anonymous anti-minarets, public support* group: The Swiss person is revealed to be *privately* anti-minarets, and also we also reveal that 57% of Swiss respondents support banning minarets. Unlike the non-anonymous version of this treatment, participants do not think the Swiss person has strategic reasons to state that he is anti-minarets, since the expression is anonymous. As a result, the posterior that the Swiss player is against anti-minarets is again 1 and the donation levels should be similar to those in the *Anti-minarets group*.

4.3 Results

Appendix Table A.4 provides a test of balance of individual characteristics across all six conditions from the two waves and separately for the three conditions of each wave. Although the two waves were not conducted simultaneously, the variables are fairly well-balanced when pooling the two waves. Only the share of white respondents is marginally unbalanced (p-value of 0.085). As a result, to simplify the exposition of our findings, below we pool the observations in the control groups from the two waves, and compare the raw outcome variables across the two waves. Appendix Figures A.2 and A.3 display the results separately for the two waves of the experiment and show that the numbers are almost identical for the two control groups.

We now turn to the main findings from the auxiliary experiment, displayed in Figure 3. Panel A displays comparisons of average donations across groups. In the control condition, where participants are only told that they are matched with a 24-year-old male from Switzerland, we observe an average transfer to the Swiss participant of \$1.03. The average transfer is substantially lower for subjects in the *anti-minarets* group, who are also told that this person supports the prohibition on building minarets in Switzerland: the average transfer for this group is \$0.69. The effect of informing subject about the anti-Muslim views of the Swiss participant is statistically significant (p-value=0.000). However, the average transfer among subjects in the *anti-minarets, public support* group who are told that the majority of Swiss respondents are against minarets is \$0.92, which is not statistically different from the average transfer in the control group (the p-value of the difference is 0.162) but is substantially higher than the average transfer in the *anti-minarets* group (p-value=0.013). The average donation in the *anonymous anti-minarets* group is identical to that in the *anti-minarets* group, at \$0.69. The average donation in the *anonymous anti-minarets, public support* group is also very similar: \$0.70. These two levels are significantly different from the av-

erage in the control group (p-value=0.000 in both cases). The average donation in the *anonymous anti-minarets, public support* group is also significantly lower than the one in the first-wave version of the treatment (p-value=0.014).

Panel B compares across conditions the share of participants who do *not* share any of their $3 endowment with the Swiss person. The percentage of participants deciding not to transfer anything to the Swiss respondent increases from 22% in the control group to 42% in the *anti-minarets* group (p-value 0.000), while only 27% of subjects in the *anti-minarets, public support* decide to keep all $3. This percentage is not statistically different from the one in the control group (p-value=0.370), but is substantially lower than the one for subjects in the *anti-minarets* group (p-value=0.013). Here again, the levels of the outcome variable in the two anonymous treatments are almost identical to the level in the *anti-minarets* group: 43% and 44%. Importantly, the share of participants not donating is significantly higher in the *anonymous anti-minarets, public support* group when compared to the non-anonymous version of the treatment (p-value=0.004).

Panel C displays a similar pattern for the median transfer, which is $1.50 in the control group, $0.30 in the *anti-minarets* group, and $1.20 in the *anti-minarets, public support* group. While the median transfer in the control group is higher than the median transfer in both other groups (p-value against the *anti-minarets* is 0.000 and against the *anti-minarets public, support* group is 0.030), providing information about the fact that 57.5% of Swiss respondents support the prohibition on building minarets makes a statistically significant difference (p-value 0.000), when compared to the *anti-minarets* group. The median donation in the two anonymous groups are identical ($0.50). The median donation in the *anonymous anti-minarets* group is not significantly different from the median in the *anti-minarets* group (p-value 0.496). The median donation in the *anonymous anti-minarets, public support* group is significantly lower than the median in the *anti-minarets, public support* group (p=0.021).

Overall, across all three outcome variables, the results confirm the four predictions stemming from the model. Appendix Table A.5 displays the results in regression format and show that our results are unchanged when individual covariates are included.

5 Conclusion

We show that a positive update in people's beliefs about Donald Trump's popularity increases their willingness to publicly express xenophobic views. Building on a simple model of communication and on a second auxiliary experiment with a dictator game, we also provide suggestive evidence of the mechanisms behind the effects. By aggregating information about individuals' private views, elections can update positively people's perceptions about the share of people who support an opinion previously believed to be stigmatized. This may in turn change people's perceptions about the negative judgement they will face for expressing their opinion.

Though beyond the scope of our study, the potential interaction between private and public opinions might exacerbate the effects of events that trigger changes in the social acceptability of holding particular views. Moreover, higher electoral support for a candidate associated with certain views might shape individuals' perceptions of the social desirability of those views, regardless of whether or not the candidate wins the election.

Our findings shed light on the factors that can trigger rapid change in social norms, and in particular, norms against the expression of xenophobic views. Our results suggest that social norms regarding the expression of such views in the U.S. might have already been causally changed by Trump's rise in popularity and eventual electoral victory. More broadly, the mechanisms we study in this paper might help explain the rise – and potential consequences – of other crucial recent events such as the Brexit vote in the UK, and more generally the rise in anti-immigrant and anti-minority sentiment in the developed world.

References

Acemoglu, Daron and Matthew O. Jackson. "Social Norms and the Enforcement of Laws," *Journal of the European Economic Association*, Forthcoming.

–, Tarek A. Hassan, and Ahmed Tahoun. "The Power of the Street: Evidence from Egypt's Arab Spring," *Review of Financial Studies*, Forthcoming.

Alesina, Alberto, Paola Giuliano, and Nathan Nunn (2013). "On the Origins of Gender Roles: Women and the Plough," *Quarterly Journal of Economics*, 128(2), 469–530.

Algan, Yann and Pierre Cahuc (2010). "Inherited Trust and Growth," *American Economic Review*, 100(5), 2060–92.

Andreoni, James, Nikos Nikiforakis, and Simon Siegenthaler (2016). "Social Change and the Conformity Trap," working paper.

Bénabou and Jean Tirole (2011). "Laws and Norms," NBER Working Paper 17579.

Bernheim, B. Douglas (1994). "A Theory of Conformity", *Journal of Political Economy*, 102(5), 841–877.

The Bridge Initiative (2016). "When islamophobia turns violent: the 2016 U.S. presidential elections".

Bursztyn, Leonardo, and Robert Jensen (2015). "How does peer pressure affect educational investments?" *Quarterly Journal of Economics*, 130(3), 1329–1367.

– , Michael Callen, Bruno Ferman, Saad Gulzar, Ali Hasanain, and Noam Yuchtman (2016). "Political Identity: Experimental Evidence on Anti-Americanism in Pakistan."

Center for the Study of Hate and Extremism (2017). "Special Status Report: Hate Crime in Metropolitan Areas."

Cho, In-Koo, and David M. Kreps (1987). "Signaling Games and Stable Equilibria," *Quarterly Journal of Economics*, 102(2), 179–221.

Crawford, V. and J. Sobel (1982). "Strategic Information Transmission," *Econometrica*, 50, 1431–1452.

DellaVigna, Stefano, John A. List, and Ulrike Malmendier (2012). "Testing for altruism and social pressure in charitable giving," *Quarterly Journal of Economics*, 127(1), 1–56.

– , – , – , and Gautam Rao (2017). "Voting to Tell Others," *The Review of Economic Studies*, 84(1), 143–181.

Elias, Julio J., Nicola Lacetera, and Mario Marcis (2016). "Efficiency-Morality Trade-offs in Repugnant Transactions: A Choice Experiment," Working paper.

Enikolopov, Ruben, Alexey Makarin, Maria Petrova, and Leonid Polishchuk (2017) "Social image, Networks, and Protest Participation," Working paper.

Fernández, Raquel (2007). "Women, Work, and Culture," *Journal of the European Economic Association*, 5(2-3), 305–332.

Giuliano, Paola (2007). "Living Arrangements in Western Europe: Does Cultural Origin Matter?" *Journal of the European Economic Association*, 5(5), 927–952.

Kartik, Navin (2009). "Strategic Communication with Lying Costs," *Review of Economic Studies*, 76, 1359–1395.

– **, Ottaviani, M., and Squintani, F.** (2007). "Credulity, Lies, and Costly Talk," *Journal of Economic Theory*, 134(1), 93–116.

Katz, Daniel, and Floyd H. Allport (1931). "Students' attitudes: A Report of the Syracuse University Reaction Study," Syracuse, Craftsman, Syracuse, NY.

Kets, Willemien, and Alvaro Sandroni (2015). "Challenging Conformity: A Case for Diversity," working paper.

Kuran, Timur (1991). "The east European revolution of 1989: Is it surprising that we were surprised?" *American Economic Review*, 81, 121–25.

– **,** (1995). *Private Truths, Public Lies: The Social Consequences of Preference Falsification*, Cambridge, Mass.: Harvard University Press.

Kuziemko, Ilyana, Michael I. Norton, Emmanuel Saez, and Stefanie Stantcheva (2015). "How elastic are preferences for redistribution? Evidence from randomized survey experiments," *American Economic Review*, 105, 1478–1508.

Lohmann, Susanne (1993). "A Signaling Model of Informative and Manipulative Political Action?" *American Political Science Review*, 88, 319–333.

Lowes, Sara, Nathan Nunn, James A. Robinson and Jonathan Weigl (2016). "The Evolution of Culture and Institutions: Evidence from the Kuba Kingdom."

Madestam, Andreas, Daniel Shoag, Stan Veuger, and David Yanagizawa-Drott (2013). "Do Political Protests Matter? Evidence from the Tea Party Movement," *Quarterly Journal of Economics*, 128(4), 1633–1685.

Milgram, Stanley (1977). "The individual in a social world: essays and experiments," Addison-Wesley, Reading, MA.

Morris, Stephen (2001). "Political Correctness," *Journal of Political Economy* 109(2), 231–265.

O'Gorman, Hubert J. (1975). "Pluralistic ignorance and white estimates of white support for racial segregation," *Public Opinion Quarterly*, 39, 313–330.

Perez-Truglia, Ricardo and Guillermo Cruces (Forthcoming). "Partisan Interactions: Evidence from a Field Experiment in the United States," *Journal of Political Economy.*

Prendergast, Canice (1993). "A Theory of the 'Yes Men'," *American Economic Review*, 83(4), 757–770.

Raghavarao, Damaraju, and Walter T. Federer (1979). "Block total response as an alternative to the randomized response method in surveys," *Journal of the Royal Statistical Society*, B41, 40–45.

Sniderman, Paul M., Thomas Piazza (1993). *The scar of race*, Harvard University Press, Cambridge, MA.

Southern Poverty Law Center (2016). "Over 200 incidents of hateful harassment and intimidation since election day."

Warner, Stanley L. (1965). "Randomized response: a survey technique for eliminating evasive answer bias," *Journal of the American Statistical Association*, 60, 63–69.

Voigtländer, Nico, and Hans-Joachim Voth (2012). "Persecution Perpetuated: The Medieval Origins of Anti-Semitic Violence in Nazi Germany," *Quarterly Journal of Economics*, 127(3), 1339–1392.

Figures and Tables

Figure 1: **Main Experiment: Donation Rates Before and After the Election**

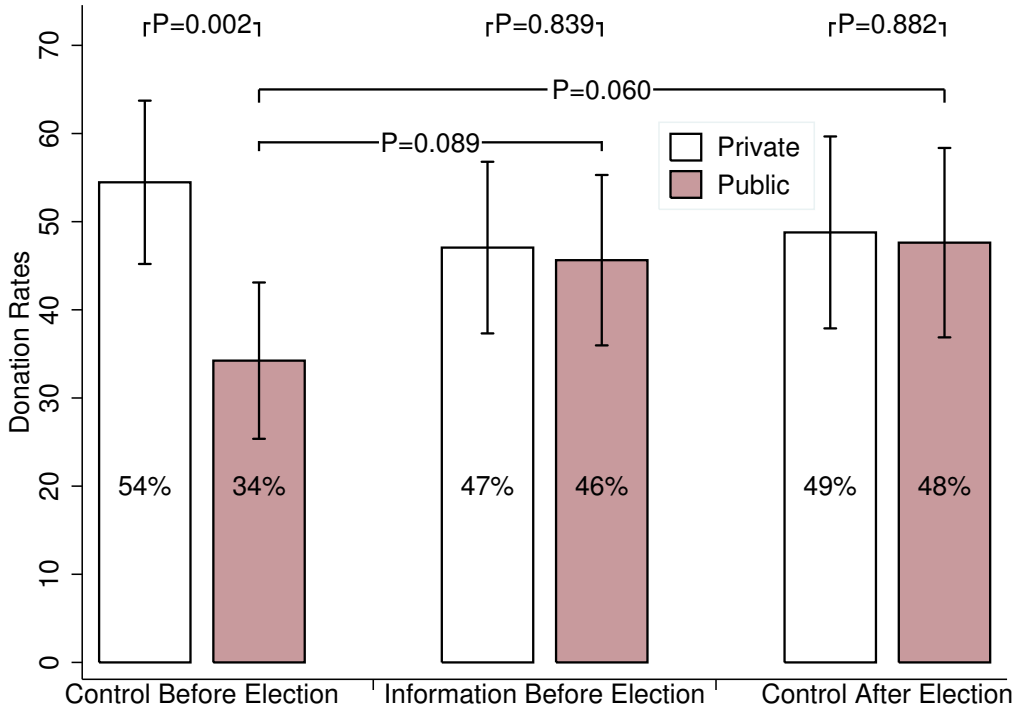

Notes: the two bars on the left display donation rates to the anti-immigration association for individuals in the private and public conditions in the control group before the election (full sample, respectively N=112 and N=111), the two central bars display those in the information group before the election (full sample, respectively N=102 and N=103), and the last two bars display those in the control group after the election (for individuals already surveyed before the election, respectively N=82 and N=84). Error bars reflect 95% confidence intervals. Top horizontal bars show p-values for t tests of equality of means between different experimental conditions.

Figure 2: **Main Experiment: Beliefs About Others**

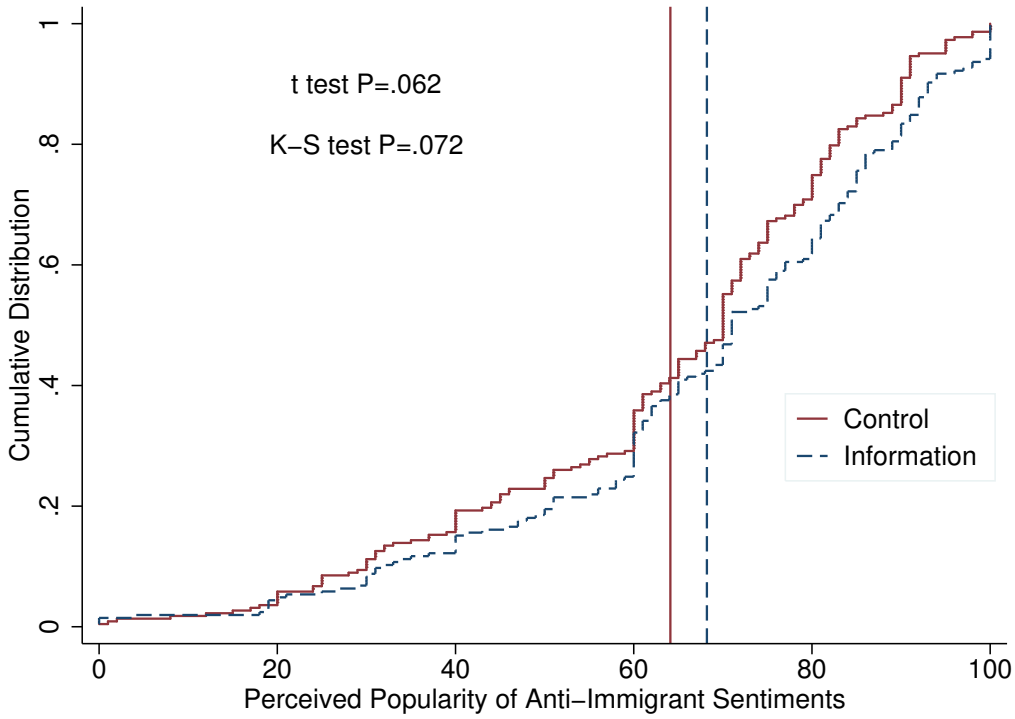

Notes: Empirical cumulative distributions of perceived popularity of anti-immigrant sentiments for individuals in the control and information conditions before the election (respectively N=223 and N=205). The two vertical lines display the means of the two distributions. K-S P is the p-value of a Kolmogorov-Smirnov test of equality of the two distributions, while t test P is the p-value of a test of equality of means.

Figure 3: **Auxiliary Experiments: Donation Rates**

Panel A

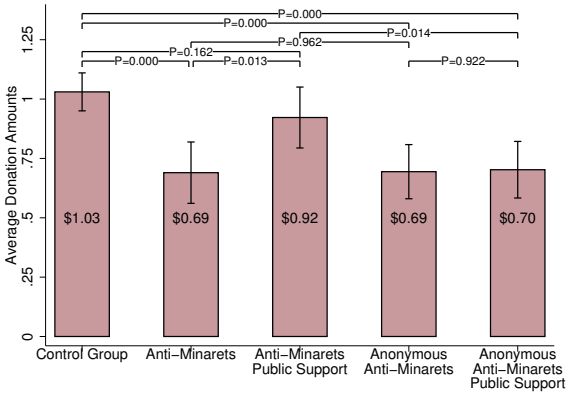

Panel B

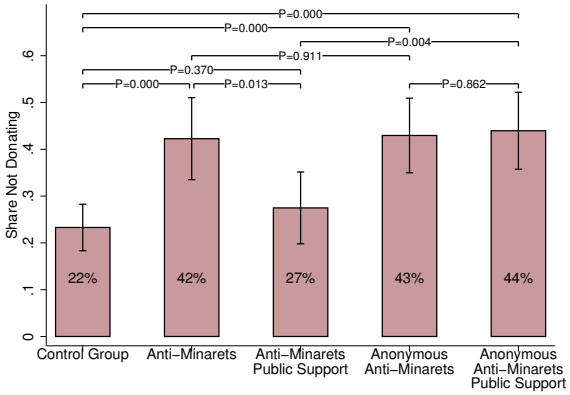

Panel C

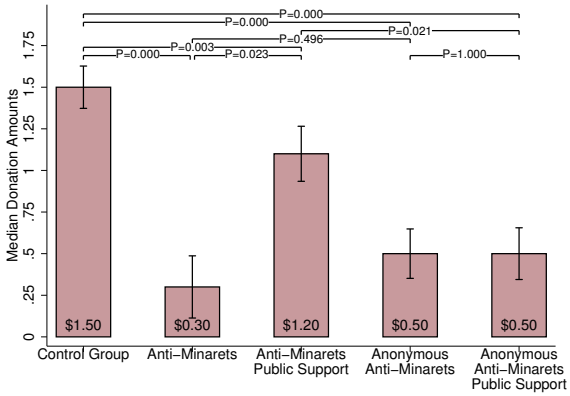

Notes: Panel A displays average donation amounts to the Swiss individual in the five experimental conditions: the control group (N = 279, pooling 142 observations from the first auxiliary experiment and 137 observations from the second anonymous version of the auxiliary experiment), the *anti-minarets* group (N=133), and the *anti-minarets public support* group (N=131), the *anonymous anti-minarets* group (N=149), and the *anonymous anti-minarets public support* group (N=141). Panel B displays the percent of subjects not making positive donations. Panel C displays median donation amounts. Error bars reflect 95% confidence intervals. Top horizontal bars show p-values for t tests of equality of means between different experimental conditions.

Table 1: **Main Experiment: Difference in Differences Regressions**

Dependent Variable	Dummy: individual donates to anti-immigrant organization			
	(1)	(2)	(3)	(4)
Public	-0.202***	-0.200***	-0.202***	-0.199***
	[0.065]	[0.066]	[0.065]	[0.065]
	(0.004)	(0.005)	(0.004)	(0.007)
Information	-0.074	-0.077	-0.074	-0.076
	[0.069]	[0.068]	[0.069]	[0.068]
	(0.277)	(0.266)	(0.277)	(0.281)
Public*Information	0.188*	0.178*	0.188*	0.178*
	[0.096]	[0.096]	[0.096]	[0.096]
	(0.045)	(0.062)	(0.045)	(0.062)
After Election			-0.057	-0.062
			[0.073]	[0.072]
			(0.380)	(0.304)
Public*After Election			0.191*	0.186*
			[0.102]	[0.101]
			(0.071)	(0.080)
Control Private Before Election			0.545	
Controls	No	Yes	No	Yes
N	428	428	594	594
R^2	0.022	0.033	0.017	0.034

Notes: Columns (1) and (2) includes the full pre-election sample. Columns (3) and (4) add the post-election sample of individuals already surveyed before the election. Columns (1) presents OLS regression of a dummy variable for whether a individual donates to the anti-immigration organization on a dummy for the Public condition, a dummy for the Information condition, and a dummy for the Public Information condition. The control private condition before the election is the omitted group, for which we report the mean donation rate. Columns (3) replicates and adds a dummy for the after election condition, and a dummy for the Public after election condition. Columns (2) and (4) replicate and add individual covariates (gender, age, marital status, years of education, household income, and race). Robust standard errors in brackets. P-values from permutation tests with 1,000 repetitions in parentheses. * significant at 10%; ** significant at 5%; *** significant at 1%.

Supplemental Appendix
(Not For Publication)

Theory Proofs

Proof of Proposition 1. Since (1) is decreasing in l_i if $m_i \neq t_i$ and does not depend on l_i if $m_i = t_i$, it follows that in any equilibrium, if two citizens i and i' have $t_i = t_{i'} = X \in \{A, B\}$ and $l_i < l_{i'}$, then $m_i = X$ implies $m_{i'} = X$. Thus, there are two cutoffs $\tilde{z}$ and z such that citizen i with type $t_i = A$ sends message $m_i = A$ if $l_i > \tilde{z}$ and sends $m_i = B$ if $l_i < \tilde{z}$; likewise, citizen with type $t_i = B$ sends message $m_i = A$ if $l_i < z$ and sends $m_i = B$ if $l_i > \tilde{z}$.

Suppose that $q \geq \frac{1}{2}$, and suppose, to obtain a contradiction, that $\tilde{z} > 0$. This implies that type $(t_i = A, l_i = \tilde{z})$ at least weakly prefers to send message B, and thus type $(t_i = A, l_i = 0)$ strictly prefers to do so. Consider citizen i' with type $(t_{i'} = B, l_{i'} = 0)$. Since the payoffs of these two citizens from sending message A are identical (from (1) it immediately follows that $U_i(m_i = A) = U_{i'}(m_{i'} = A)$), and so are their utilities from sending message message B, we have that citizen i' also strictly prefers to send message B. Thus, in this equilibrium all citizen with conviction B send message B, so $z = 0$. This implies that the receiver's beliefs satisfy $\Pr_j(t_i = A \mid m_i = A) = 1$ and $\Pr_j(t_i = A \mid m_i = B) = \frac{q\tilde{z}}{q\tilde{z}+1-q}$. Therefore, the utility of a citizen i defined above (and also of citizen i') from sending messages A and B are, respectively,

$$\begin{aligned} U_i(m_i = A) &= aq; \\ U_i(m_i = B) &= a(2q-1)\frac{q\tilde{z}}{q\tilde{z}+1-q} + a(1-q). \end{aligned}$$

We thus have

$$U_i(m_i = A) - U_i(m_i = B) = a(2q-1)\frac{1-q}{q\tilde{z}+1-q}.$$

Since $q \geq \frac{1}{2}$, we have $U_i(m_i = A) \geq U_i(m_i = B)$, which contradicts the earlier result that citizen i strictly prefers to send message B. This proves that if $q \geq \frac{1}{2}$, then in equilibrium $\tilde{z} = 0$.

We can similarly prove that if $q \leq \frac{1}{2}$, then in equilibrium $z = 0$. Applying both results to the case $q = \frac{1}{2}$, we have that $z = \tilde{z} = 0$, so (almost) all types communicate truthfully. This proves the first part of the proposition.

Now consider the case $q > \frac{1}{2}$. We have already proved that $\tilde{z} = 0$ in this case. Suppose, to obtain a contradiction, that $z = 0$. Then we would have $\Pr_j(t_i = A \mid m_i = A) = 1$ and $\Pr_j(t_i = A \mid m_i = B) = 0$. Consequently, for a citizen i with $l_i = 0$, we would have $U_i(m_i = A) = ap$ and $U_i(m_i = B) = a(1-p)$, thus implying $U_i(m_i = A) > U_i(m_i = B)$, so sending message A is strictly preferred for type $(t_i = B, l_i = 0)$, which contradicts $z = 0$. This implies that $z > 0$.

Now suppose that $z = 1$, implying that (almost) all types send message A. In this case, $\Pr_j(t_i = A \mid m_i = A) = q$ and $\Pr_j(t_i = A \mid m_i = B)$ is not defined by Bayesian updating. However, applying the D1 criterion, we have that the type $(t_i = B, l_i = 1)$ is the one that benefits from deviating to $m_i = B$ most. Therefore, the only belief consistent with D1 criterion is $\Pr_j(t_i = A \mid m_i = B) = 0$. In this case, for this type $(t_i = B, l_i = 1)$, we have

$$\begin{aligned} U_i(m_i = A) &= aq^2 + a(1-q)^2 - 1, \\ U_i(m_i = B) &= a(1-q). \end{aligned}$$

This type weakly prefers to send message A if and only if $aq(2q-1) \geq 1$. This implies that an equilibrium with $\tilde{z} = 0$ and $z = 1$, where (almost) all senders send $m_i = A$, is only possible if $aq(2q-1) \geq 1$. It is straightforward to verify that this is indeed an equilibrium under these conditions.

Suppose that $z \in (0,1)$. This is only possible if the type $(t_i = B, l_i = z)$ is indifferent between sending the two messages, which holds if and only if

$$-(1-q)z^2 - qz + aq(2q-1) = 0.$$

As argued in the main text, at $z = 0$ the left-hand side is positive and at $z = 1$ it equals $aq(2q-1) - 1$ and therefore is negative iff $aq(2q-1) < 0$. Furthermore, this equation has exactly one positive root and exactly one negative root. Consequently, $z \in (0,1)$ is only possible if $aq(2q-1) < 1$, in which case this value z is uniquely given by (2). It is straightforward to verify that this is indeed an equilibrium. To finish the proof for the case $q > \frac{1}{2}$, it suffices to observe that $aq(2q-1) - 1 \geq 0$ if and only if

$$q \geq \frac{1}{4}\left(1 + \sqrt{1 + \frac{8}{a}}\right) = \frac{1}{2} + v.$$

Lastly, we need to consider the case $q < \frac{1}{2}$. However, it is completely symmetric to the case $q > \frac{1}{2}$, and we omit the proof. ■

Proof of Proposition 2. Suppose $q \geq \frac{1}{2}$. Then the share of citizens who send message A, which equals $p + z(1-p)$, is increasing in p, since z does not depend on it. Likewise, if $q \leq \frac{1}{2}$, then the threshold $\tilde{z}$ does not depend on p, and then the share of citizens sending message A equals $p(1-\tilde{z})$, it is also increasing in p. The first result follows.

Consider the effect of an increase in q. First, suppose that $q > \frac{1}{2}$. Let us prove that z is

increasing in q, to do so, let $x = \frac{q}{1-q}$, then x is increasing in q. We have

$$\begin{aligned} z &= \sqrt{\frac{1}{4}x^2 + a(2q-1)x} - \frac{1}{2}x \\ &= \frac{a(2q-1)x}{\sqrt{\frac{1}{4}x^2 + a(2q-1)x} + \frac{1}{2}x} \\ &= \frac{a(2q-1)}{\sqrt{\frac{1}{4} + a(2q-1)\frac{1}{x}} + \frac{1}{2}}. \end{aligned}$$

Since this is increasing in x, and also z is increasing in q directly, we have that z is increasing in q. This proves the statement for $q > \frac{1}{2}$. If $q \leq \frac{1}{2}$, the proof is similar and is omitted.

Finally, suppose that a increases. If $q > \frac{1}{2}$, then the share of citizens sending A is increasing in a, since z is increasing in a. If $q < \frac{1}{2}$, the proof is similar. If $q = \frac{1}{2}$, then an increase in a has no effect on the share of citizens that send message A in this case, which is q. This completes the proof. ■

Proof of Proposition 3. The result for a immediately follows from $\Pr_j(t_i = A \mid m_i = A) = \frac{q}{q+(1-q)z}$ (which is valid if $q > \frac{1}{2}$) and the formula for z, (2). To get the comparative statics with respect to q, consider

$$\begin{aligned} \Pr_j(t_i = A \mid m_i = A) &= \frac{q}{q + (1-q)z} \\ &= \frac{1}{1 + \frac{1-q}{q}z} \\ &= \frac{1}{\frac{1}{2} + \sqrt{\frac{1}{4} + a(2q-1)\frac{1-q}{q}}}. \end{aligned}$$

Notice that the term $(2q-1)\frac{1-q}{q}$ is increasing in q for $q < \sqrt{\frac{1}{2}}$ and decreasing in q for $q > \sqrt{\frac{1}{2}}$; indeed,

$$\frac{d}{dq}\left((2q-1)\frac{1-q}{q}\right) = \frac{1-2q^2}{q^2}.$$

This implies that the converse (decreasing for $q < \sqrt{\frac{1}{2}}$ and increasing for $q > \sqrt{\frac{1}{2}}$) is true for $\Pr_j(t_i = A \mid m_i = A)$.

Lastly, consider minimum possible value for $\Pr_j(t_i = A \mid m_i = A)$. Since we only need to consider the case $p = q > \frac{1}{2}$, and also only the case where $aq(2p-1) < 1$ (otherwise $\Pr_j(t_i = A \mid m_i = A) =$

$q > \frac{1}{2}$), we have

$$\begin{aligned}
\Pr_j\left(t_i = A \mid m_i = A\right) &= \frac{1}{\frac{1}{2} + \sqrt{\frac{1}{4} + a\left(2p-1\right)\frac{1-q}{q}}} \\
&> \frac{1}{\frac{1}{2} + \sqrt{\frac{1}{4} + \frac{1-q}{q^2}}} \\
&> \frac{1}{\frac{1}{2} + \sqrt{\frac{1}{4} + 2}} = \frac{1}{2},
\end{aligned}$$

where we plugged $q = \frac{1}{2}$, since $\frac{1-q}{q^2}$ is decreasing in q. This completes the proof. ■

Proof of Proposition 4. The proof immediately follows from Proposition 1 and from the text. ■

Appendix Figures

Figure A.1: **Main Experiment: Beliefs About Others After Election**

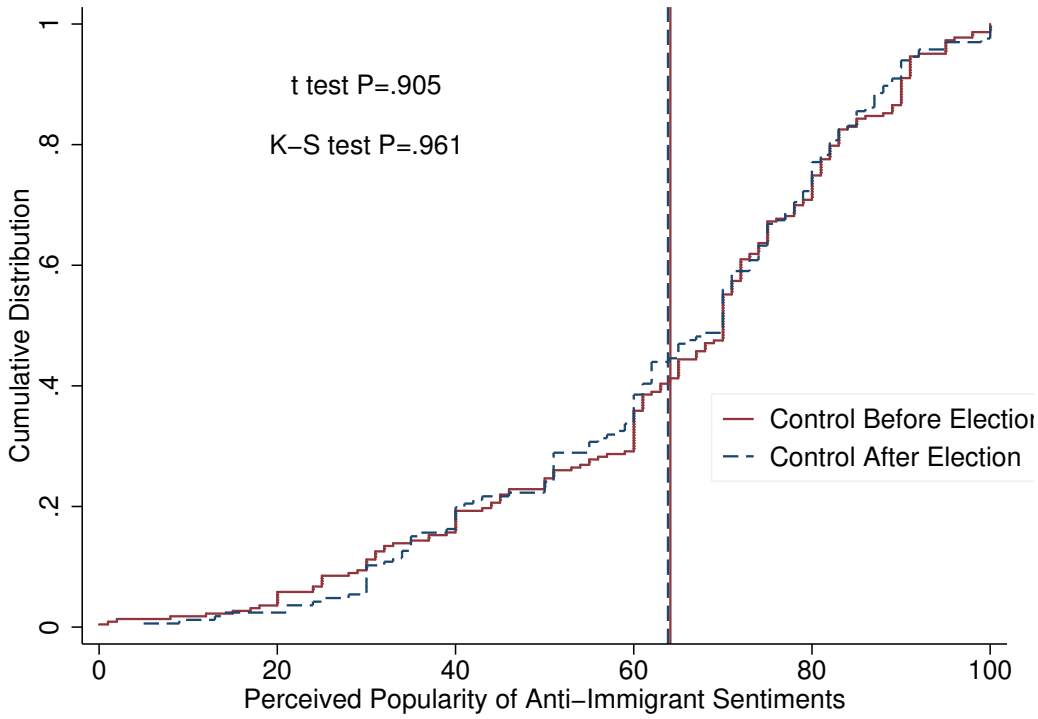

Notes: Empirical cumulative distributions of perceived popularity of anti-immigrant sentiments for individuals in the control condition before and after the election (respectively N=223 and N=166). The two vertical lines display the means of the two distributions. K-S P is the p-value of a Kolmogorov-Smirnov test of equality of the two distributions, while t test P is the p-value of a test of equality of means.

Figure A.2: **Auxiliary Experiment: Donation Decisions with Referendum Treatment**

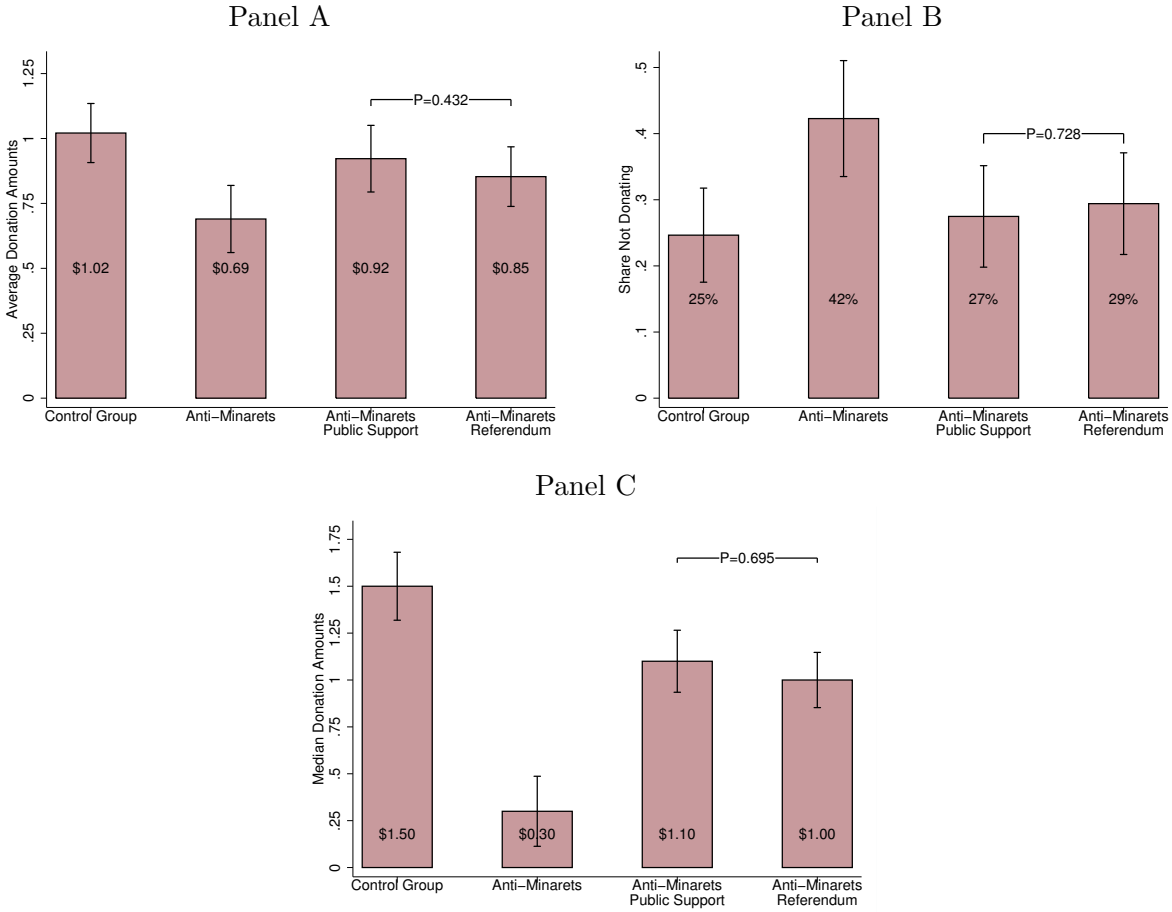

Notes: Panel A displays average donation amounts to the Swiss individual in the four experimental conditions: the control group (N=142), the *anti-minarets* group (N=133), the *anti-minarets public support* group (N=131), and the *anti-minarets referendum* group (N=136). Panel B displays the percent of subjects not making positive donations. Panel C displays median donation amounts. Error bars reflect 95% confidence intervals. Top horizontal bars show p-values for t tests of equality of means between different experimental conditions.

Figure A.3: **Auxiliary Anonymous Experiment: Donation Decisions with Referendum Treatment**

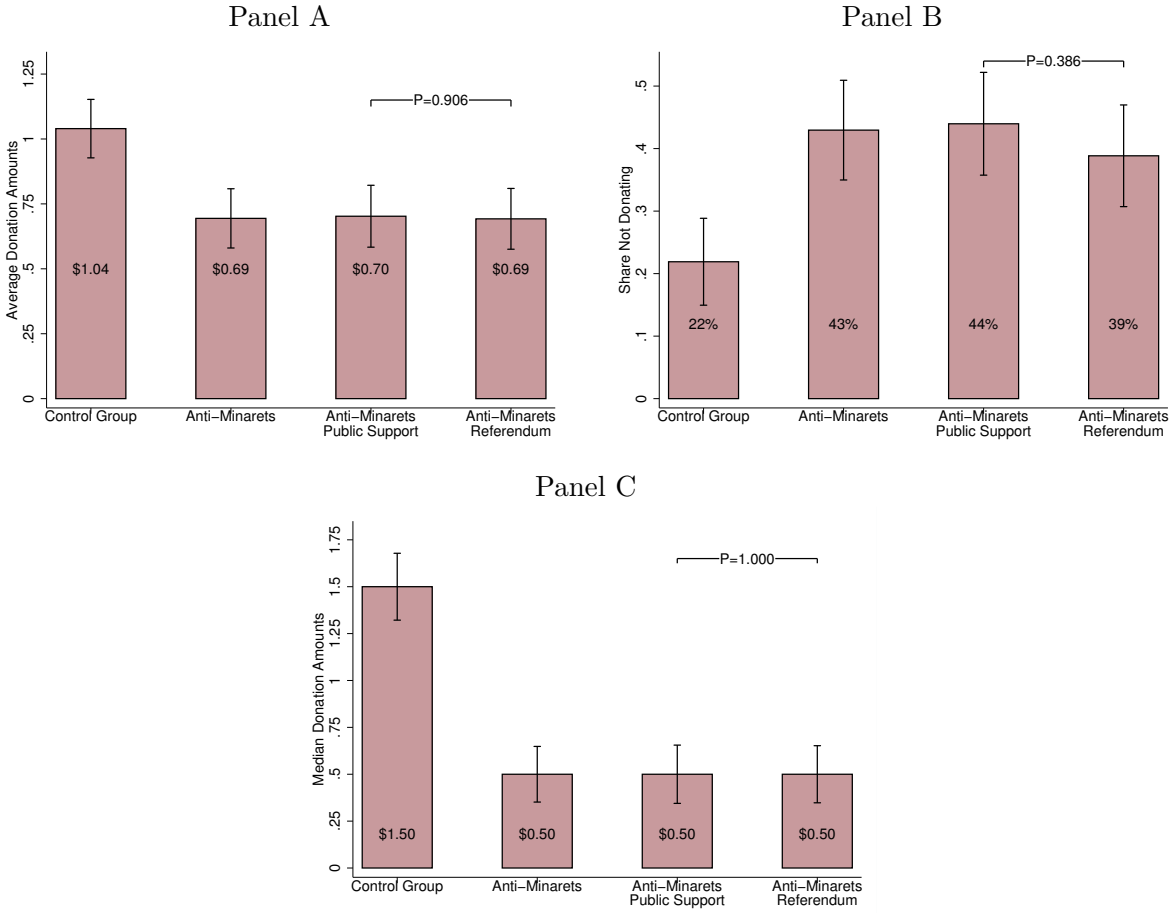

Notes: Panel A displays average donation amounts to the Swiss individual in the four experimental conditions: the anonymous control group (N=137), the *anonymous anti-minarets* group (N=149), the *anonymous anti-minarets public support* group (N=141), and the *anonymous anti-minarets referendum* group (N=139). Panel B displays the percent of subjects not making positive donations. Panel C displays median donation amounts. Error bars reflect 95% confidence intervals. Top horizontal bars show p-values for t tests of equality of means between different experimental conditions.

Figure A.4: **Auxiliary Experiment: Donation Rates**

Panel A

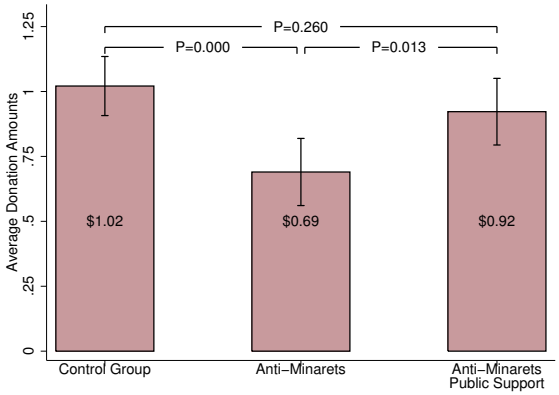

Panel B

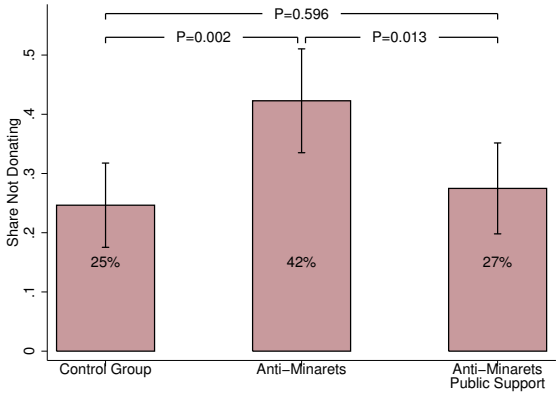

Panel C

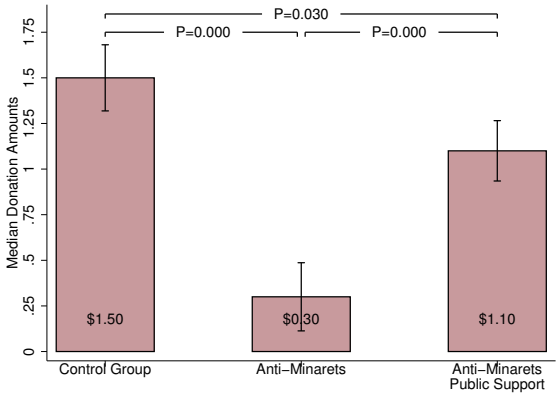

Notes: Panel A displays average donation amounts to the Swiss individual in the three experimental conditions: the control group (N=142), the *anti-minarets* group (N=133), and the *anti-minarets public support* group (N=131). Panel B displays the percent of subjects not making positive donations. Panel C displays median donation amounts. Error bars reflect 95% confidence intervals. Top horizontal bars show p-values for t tests of equality of means between different experimental conditions.

Figure A.5: **Auxiliary Anonymous Experiment: Donation Rates**

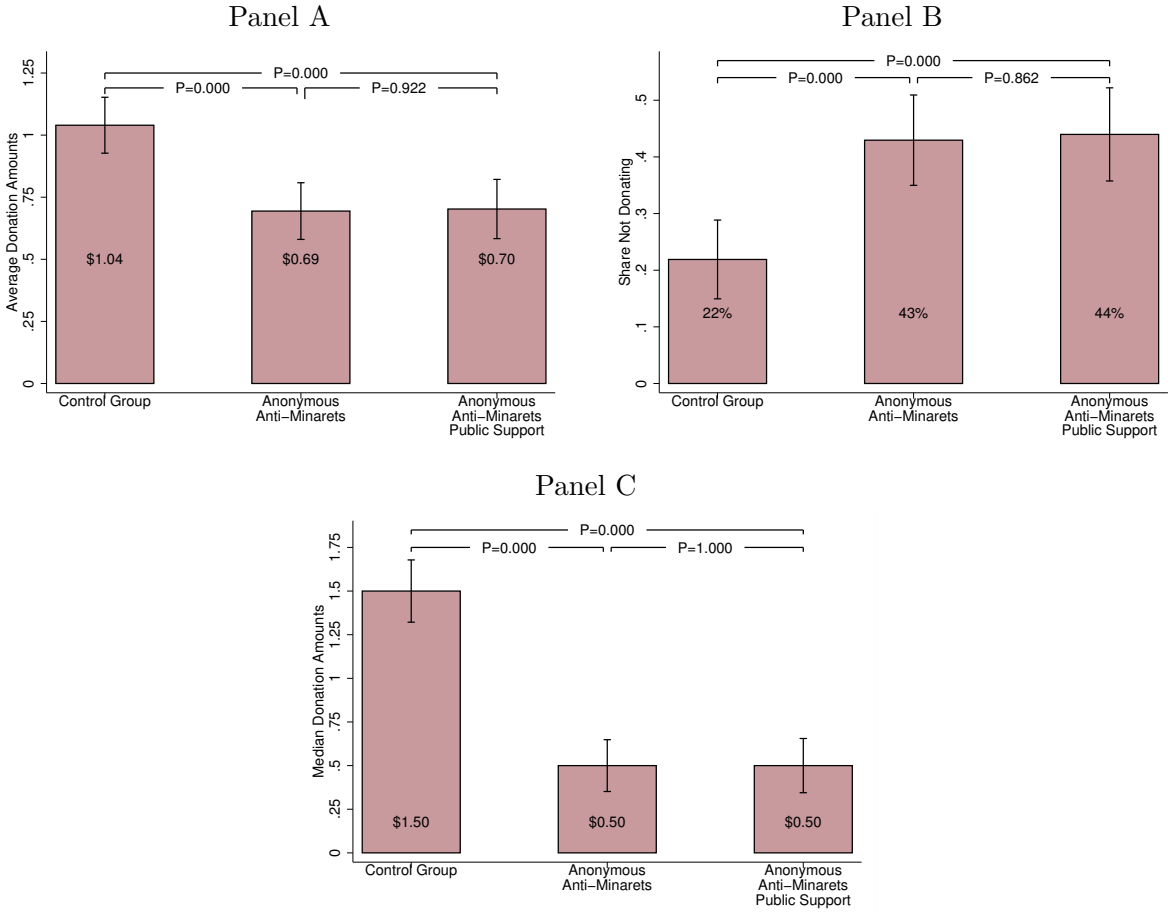

Notes: Panel A displays average donation amounts to the Swiss individual in the three experimental conditions: the anonymous control group (N=137), the *anonymous anti-minarets* group (N=149), and the *anonymous anti-minarets public support* group (N=141). Panel B displays the percent of subjects not making positive donations. Panel C displays median donation amounts. Error bars reflect 95% confidence intervals. Top horizontal bars show p-values for t tests of equality of means between different experimental conditions.

Appendix Tables

Table A.1: **Main Experiment Before Election: Balance of Covariates**

	Full Sample	Control Private	Control Public	Information Private	Information Public	*p-value*
	(1)	(2)	(3)	(4)	(5)	(6)
Female	0.65	0.63	0.61	0.71	0.66	0.511
	[0.477]	[0.484]	[0.489]	[0.458]	[0.476]	
Age	36.17	35.53	35.73	35.65	37.87	0.419
	[11.437]	[10.953]	[11.637]	[11.136]	[12.015]	
Married	0.48	0.44	0.44	0.48	0.58	0.120
	[0.500]	[0.498]	[0.499]	[0.502]	[0.496]	
Education	14.54	14.67	14.54	14.34	14.60	0.684
	[2.034]	[2.094]	[2.057]	[2.027]	[1.962]	
Income	67102.80	67455.36	71621.62	63186.27	65728.16	0.200
	[32845.443]	[36229.968]	[29093.596]	[29296.954]	[35853.786]	
White	0.86	0.85	0.84	0.87	0.88	0.754
	[0.348]	[0.360]	[0.370]	[0.335]	[0.322]	
Totals	428	112	111	102	103	

Notes: Column (1) reports the mean level of each variable, with standard deviations in brackets, for the full sample. Columns (2) to (5) report the mean level of each variable, with standard deviations in brackets, for all the experimental conditions. Column (6) reports the p-value of a test that means are the same in all the experimental conditions.

Table A.2: **Main Experiment After Election: Balance of Covariates**

Panel A: After Election Balance of Covariates				
	Full Repeated Sample After Election	Control Private After Election	Control Public After Election	*p-value*
	(1)	(2)	(3)	(4)
Female	0.59	0.59	0.60	0.898
	[0.493]	[0.496]	[0.494]	
Age	36.46	36.89	36.04	0.593
	[10.289]	[8.973]	[11.468]	
Married	0.49	0.51	0.48	0.645
	[0.501]	[0.503]	[0.502]	
Education	14.69	14.68	14.70	0.951
	[2.023]	[1.974]	[2.081]	
Income	68343.37	70731.71	66011.90	0.356
	[32832.857]	[32165.870]	[33498.604]	
White	0.86	0.87	0.86	0.872
	[0.347]	[0.343]	[0.352]	
Information Before Election	0.48	0.51	0.45	0.751
	[0.501]	[0.503]	[0.501]	
Public Before Election	0.48	0.46	0.50	0.444
	[0.501]	[0.502]	[0.503]	
Totals	166	82	84	
Panel B: After Election Sample Selection				
	Full Sample	Non-repeated Sample	Repeated Sample	*p-value*
	(1)	(2)	(3)	(4)
Female	0.64	0.67	0.60	0.136
	[0.481]	[0.473]	[0.492]	
Age	36.15	36.01	36.40	0.713
	[11.309]	[11.877]	[10.283]	
Married	0.49	0.49	0.49	0.918
	[0.500]	[0.501]	[0.501]	
Education	14.55	14.47	14.67	0.309
	[2.033]	[2.041]	[2.019]	
Income	67772.93	67534.48	68184.52	0.840
	[33374.356]	[33820.315]	[32686.249]	
White	0.86	0.86	0.86	0.814
	[0.349]	[0.353]	[0.345]	
Information Before Election	0.48	0.48	0.49	0.801
	[0.500]	[0.500]	[0.501]	
Public Before Election	0.50	0.50	0.48	0.661
	[0.501]	[0.501]	[0.501]	
Totals	458	290	168	

Notes: Panel A reports summary statistics for the repeated sample and presents a test of random assignment for the experiment after the election. Column (1) reports the mean level of each variable, with standard deviations in brackets, for the full sample of individuals who had participated in the survey both before and after the election. Columns (2) and (3) report the mean level of each variable, with standard deviations in brackets, for all the experimental conditions. Column (4) reports the p-value of a test that means are the same in both the experimental conditions. Panel B reports summary statistics for the full sample and presents a test of selective attrition for the experiment after the election. Column (1) reports the mean level of each variable, with standard deviations in brackets, for the full sample of individuals who had participated in the survey before the election. Columns (2) and (3) report the mean level of each variable, with standard deviations in brackets, respectively for individuals who did not participate and participated in the survey after the election. Column (4) reports the p-value of a test that means are the same in both the conditions.

Table A.3: **Main Experiment: Difference in Differences Regressions**

Dependent Variable	Dummy: individual donates to anti-immigrant organization							
	(1)	(2)	(3)	(4)	(5)	(6)	(7)	(8)
Public	-0.202***	-0.200***	-0.202***	-0.199***	-0.202***	-0.205***	-0.202***	-0.203***
	[0.065]	[0.066]	[0.065]	[0.065]	[0.065]	[0.066]	[0.065]	[0.065]
	(0.004)	(0.005)	(0.004)	(0.007)	(0.001)	(0.001)	(0.000)	(0.002)
Information	-0.074	-0.077	-0.074	-0.076	-0.074	-0.079	-0.074	-0.079
	[0.069]	[0.068]	[0.069]	[0.068]	[0.069]	[0.068]	[0.069]	[0.068]
	(0.277)	(0.266)	(0.277)	(0.281)	(0.287)	(0.250)	(0.269)	(0.248)
Public*Information	0.188*	0.178*	0.188*	0.178*	0.188*	0.186*	0.188*	0.183*
	[0.096]	[0.096]	[0.096]	[0.096]	[0.096]	[0.096]	[0.096]	[0.096]
	(0.096)	(0.062)	(0.045)	(0.062)	(0.042)	(0.050)	(0.049)	(0.053)
After Election			-0.057	-0.062	-0.209***	-0.197**	-0.148**	-0.116*
			[0.073]	[0.072]	[0.064]	[0.092]	[0.058]	[0.062]
			(0.380)	(0.304)	(0.005)	(0.002)	(0.001)	(0.006)
Public*After Election			0.191*	0.186*	0.307***	0.311***	0.263***	0.260***
			[0.102]	[0.101]	[0.094]	[0.094]	[0.083]	[0.082]
			(0.071)	(0.080)	(0.000)	(0.000)	(0.007)	(0.007)
Control Private Before Election				0.545				
Controls	No	Yes	No	Yes	No	Yes	No	Yes
N	428	428	594	594	643	643	809	809
R^2	0.022	0.033	0.017	0.034	0.023	0.033	0.014	0.031

Notes: Columns (1) and (2) includes the full pre-election sample. Columns (3) and (4) add only the post-election sample of individuals already surveyed before the election. Columns (5) and (6) add only the post-election sample of individuals not surveyed before the election. Columns (7) and (8) add both the post-election samples. Columns (1) presents OLS regression of a dummy variable for whether a individual donates to the anti-immigration organization on a dummy for the Public condition, a dummy for the Information condition, and a dummy for the Public Information condition. The control private condition before the election is the omitted group, for which we report the mean donation rate. Columns (3) replicates and adds a dummy for the after election condition, and a dummy for the Public after election condition. Columns (2) and (4) replicate and add individual covariates (gender, age, marital status, years of education, household income, and race). Robust standard errors in brackets. P-values from permutation tests with 1,000 repetitions in parentheses. * significant at 10%; ** significant at 5%; *** significant at 1%.

Table A.4: **Auxiliary Experiment: Balance of Covariates**

	Full Sample	Control Group	Anti-Minarets	Anti-Minarets Public Support	Anonymous Control Group	Anonymous Anti-Minarets	Anonymous Anti-Minarets Public Support	*p-value* *(2)=(3)=(4)*	*p-value* *(5)=(6)=(7)*	*p-value* *(All)*
	(1)	(2)	(3)	(4)	(5)	(6)	(7)	(8)	(9)	(10)
Female	0.44	0.47	0.42	0.45	0.47	0.40	0.40	0.726	0.350	0.653
	[0.496]	[0.501]	[0.496]	[0.499]	[0.501]	[0.491]	[0.492]			
Age	33.49	32.96	33.49	32.39	34.62	34.13	33.26	0.700	0.564	0.577
	[10.618]	[10.141]	[10.548]	[10.223]	[11.329]	[11.083]	[10.333]			
Married	0.32	0.27	0.32	0.27	0.40	0.34	0.33	0.649	0.414	0.198
	[0.468]	[0.444]	[0.467]	[0.448]	[0.492]	[0.474]	[0.473]			
Education	15.22	15.35	15.39	15.13	15.07	15.32	15.09	0.528	0.542	0.654
	[2.054]	[2.046]	[2.095]	[1.967]	[2.074]	[2.131]	[2.016]			
Income	64872.42	67253.52	59959.35	66564.89	70875.91	60335.57	64148.94	0.190	0.055	0.105
	[37454.946]	[37988.322]	[33993.104]	[38069.188]	[38558.101]	[35329.838]	[39744.530]			
White	0.70	0.64	0.63	0.68	0.77	0.72	0.72	0.708	0.538	0.085
	[0.460]	[0.481]	[0.484]	[0.469]	[0.420]	[0.448]	[0.449]			
Totals	823	142	123	131	137	149	141			

Notes: Column (1) reports the mean level of each variable, with standard deviations in brackets, for the full sample (pooling the original and the anonymous versions of the auxiliary experiment). Columns (2) to (7) report the mean level of each variable, with standard deviations in brackets, for all the experimental conditions. Column (8) reports the p-value of a test that means are the same in the three experimental conditions in the original version of the auxiliary experiment. Column (9) reports the p-value of a test that means are the same in the three experimental conditions in the anonymous version of the auxiliary experiment. Column (10) reports the p-value of a test that means are the same in all the experimental conditions.

Table A.5: **Auxiliary Experiment: Regressions**

Dependent Variable	Average donation		Dummy: no donation		Median donation	
	(1)	(2)	(3)	(4)	(5)	(6)
Anti-Minarets	-0.340***	-0.345***	0.190***	0.197***	-1.200***	-0.792***
	[0.078]	[0.077]	[0.051]	[0.051]	[0.229]	[0.170]
	(0.000)	(0.000)	(0.000)	(0.000)	(0.000)	(0.000)
Anti-Minarets Public Support	-0.108	-0.107	0.042	0.042	-0.400**	-0.225
	[0.077]	[0.077]	[0.047]	[0.046]	[0.176]	[0.154]
	(0.171)	(0.167)	(0.405)	(0.395)	(0.085)	(0.192)
Anonymous Anti-Minarets	-0.336***	-0.339***	0.197***	0.197***	-1.000***	-0.713***
	[0.071]	[0.070]	[0.048]	[0.046]	[0.210]	[0.144]
	(0.000)	(0.000)	(0.000)	(0.000)	(0.000)	(0.000)
Anonymous Anti-Minarets Public Support	-0.328***	-0.329***	0.207***	0.205***	-1.000***	-0.740***
	[0.159]	[0.073]	[0.049]	[0.049]	[0.216]	[0.000]
	(0.000)	(0.000)	(0.000)	(0.000)	(0.000)	(0.000)
Anti-Minarets Public Support -	0.232**	0.238**	-0.148**	-0.155***	0.800***	0.567**
Anti-Minarets	[0.093]	[0.092]	[0.059]	[0.059]	[0.270]	[0.222]
	(0.014)	(0.010)	(0.013)	(0.007)	(0.013)	(0.009)
Anonymous Anti-Minarets Public Support -	0.008	0.010	0.010	0.007	0.000	-0.027
Anonymous Anti-Minarets	[0.084]	[0.083]	[0.058]	[0.057]	[0.283]	[0.207]
	(0.916)	(0.909)	(0.860)	(0.875)	(0.618)	(0.898)
Anonymous Anti-Minarets	0.004	0.006	0.007	0.001	0.200	0.079
Anti-Minarets	[0.088]	[0.086]	[0.060]	[0.059]	[0.294]	[0.215]
	(0.967)	(0.945)	(0.907)	(0.986)	(0.357)	(0.701)
Anonymous Anti-Minarets Public Support	-0.220**	-0.222**	0.165***	0.163***	-0.600**	-0.515**
Anti-Minarets Public Support	[0.089]	[0.089]	[0.057]	[0.057]	[0.259]	[0.214]
	(0.017)	(0.017)	(0.003)	(0.003)	(0.035)	(0.018)
Control Group	1.030		0.233		1.500	
Controls	No	Yes	No	Yes	No	Yes
N	823					
R^2	0.045	0.079	0.039	0.075	0.067	0.095

Notes: Columns (1) presents an OLS regression of the donation amount to the Swiss individual on a dummy for the *anti-minarets* group, a dummy for the *anti-minarets public support* group, a dummy for the *anonymous anti-minarets* group, and a dummy for the *anonymous anti-minarets public support* group. The control is the omitted group, for which we report the mean donation amount. Columns (3) presents an OLS regression of a dummy variable for subjects not making positive donations to the Swiss individual on treatment dummies. The control is the omitted group, for which we report the share of subjects not making positive donations. Columns (5) presents a quantile median regression of the donation amount to the Swiss individual on treatment dummies. The control is the omitted group, for which we report the median donation amount. "Anti-Minarets Public Support - Anti-Minarets" gives the difference between the coefficient on "Anti-Minarets Public Support" and the coefficient on "Anti-Minarets." "Anonymous Anti-Minarets Public Support - Anonymous Anti-Minarets" gives the difference between the coefficient on "Anonymous Anti-Minarets Public Support" and the coefficient on "Anonymous Anti-Minarets." "Anonymous Anti-Minarets - Anti-Minarets" gives the difference between the coefficient on "Anonymous Anti-Minarets" and the coefficient on "Anti-Minarets." "Anonymous Anti-Minarets Public Support - Anti-Minarets Public Support" gives the difference between the coefficient on "Anonymous Anti-Minarets Public Support" and the coefficient on "Anti-Minarets Public Support." Columns (2), (4) and (6) replicate and add individual covariates (gender, age, marital status, years of education, household income, and race). Robust standard errors in brackets. P-values from permutation tests with 1,000 repetitions in parentheses. * significant at 10%; ** significant at 5%; *** significant at 1%.

Survey Scripts

Demographics

- What is your state of legal residence?
- What is your gender?
  - Male
  - Female
- What is your year of birth?
- What is your marital status?
  - Single
  - Married
- How would you describe your ethnicity/race? Please, check all that apply.
  - White or European American
  - Black or African American
  - Hispanic or Latino
  - Asian or Asian American
  - Other
- What is the highest level of school you have completed or the highest degree you have received?
  - Less than high school degree
  - High school graduate (high school diploma or equivalent including GED)
  - Some college but no degree
  - Associate degree in college (2-year)
  - Bachelor's degree in college (4-year)
  - Master's degree
  - Doctoral degree
  - Professional degree (JD, MD)

- What is your household annual income? Please indicate the answer that includes your entire household income in 2015 before taxes.
  - Less than $10,000
  - $10,000 to $19,999
  - $20,000 to $29,999
  - $30,000 to $39,999
  - $40,000 to $49,999
  - $50,000 to $59,999
  - $60,000 to $69,999
  - $70,000 to $79,999
  - $80,000 to $89,999
  - $90,000 to $99,999
  - $100,000 to $149,999
  - $150,000 or more

Main Experiment: Control Private

- From 0 to 100, what share of people in the population of [state] do you think agrees with the following statement?

  "Both legal and illegal immigration should be drastically reduced because immigrants undermine American culture and do not respect American values."

- We will now **randomly select** one among two different organization, and will give you the possibility to make a donation to the selected organization:
  - one is an organization which seeks to **reduce overall migration** to the United States;
  - one is an organization which **welcomes immigrants** to the United States.

- The organization randomly chosen for you is the Federation for American Immigration Reform (FAIR).

  The Federation for American Immigration Reform is an **immigration-reduction organization** of concerned individuals who believe that immigration laws must be reformed and seeks to reduce overall immigration (both legal and illegal) into the United States. The founder of FAIR is John Tanton, author of "The Immigration Invasion" who wrote *"I've come to the point of view that for European-American society and culture to persist requires a European-American majority, and a clear one at that."*

  Would you like to have us donate $1 on your behalf to the Federation for American Immigration Reform? If you decide to have $1 donated to the immigration-reduction organization FAIR, we will also transfer $1 extra to your MTurk account. So, if you decide to donate, instead of $0.50 you will be paid in total $1.50. If instead you prefer not to donate, you will be paid only $0.50 for completing the survey.

  Note: just like any other answer to this survey, also **your donation decision will be completely anonymous**. No one, not even the researchers, will be able to match your decision to your name.

  So would you like to have us donate $1 on your behalf to the Federation for American Immigration Reform?
  - Yes
  - No

- From 0 to 100, what do you think is the probability of Donald Trump winning the presidential election in [state]?

Main Experiment: Treatment Private

- From 0 to 100, what do you think is the probability of Donald Trump winning the presidential election in [state]?
- According to recent estimates from PredictWise, the predicted probability of Donald Trump winning the presidential election in [state] is 100%. That means that the vast majority of voters in [state] are probably going to support Donald Trump.

  Note: PredictWise reflects academic research into prediction markets. The backbone of predictions by PredictWise are generated from real-money markets that trade contracts on upcoming events. Estimates were downloaded on the PredictWise website on October 31, 2016. For more information, visit http://predictwise.com/.
- From 0 to 100, what share of people in the population of [state] do you think agrees with the following statement?

  "Both legal and illegal immigration should be drastically reduced because immigrants undermine American culture and do not respect American values."
- We will now **randomly select** one among two different organization, and will give you the possibility to make a donation to the selected organization:
  - one is an organization which seeks to **reduce overall migration** to the United States;
  - one is an organization which **welcomes immigrants** to the United States.
- The organization randomly chosen for you is the Federation for American Immigration Reform (FAIR).

  The Federation for American Immigration Reform is an **immigration-reduction organization** of concerned individuals who believe that immigration laws must be reformed and seeks to reduce overall immigration (both legal and illegal) into the United States. The founder of FAIR is John Tanton, author of "The Immigration Invasion" who wrote *"I've come to the point of view that for European-American society and culture to persist requires a European-American majority, and a clear one at that."*

  Would you like to have us donate $1 on your behalf to the Federation for American Immigration Reform? If you decide to have $1 donated to the immigration-reduction organization FAIR, we will also transfer $1 extra to your MTurk account. So, if you decide to donate, instead of $0.50 you will be paid in total $1.50. If instead you prefer not to donate, you will be paid only $0.50 for completing the survey.

  Note: just like any other answer to this survey, also **your donation decision will be completely anonymous**. No one, not even the researchers, will be able to match your decision to your name.

  So would you like to have us donate $1 on your behalf to the Federation for American Immigration Reform?
  - Yes
  - No

Main Experiment: Control Public

- From 0 to 100, what share of people in the population of [state] do you think agrees with the following statement?

  "Both legal and illegal immigration should be drastically reduced because immigrants undermine American culture and do not respect American values."

- Important: in order to ensure the quality of the data collected, a member of the research team might **personally contact you** to verify your answers to the next question and the following ones.
- We will now **randomly select** one among two different organization, and will give you the possibility to make a donation to the selected organization:
  - one is an organization which seeks to **reduce overall migration** to the United States;
  - one is an organization which **welcomes immigrants** to the United States.
- The organization randomly chosen for you is the Federation for American Immigration Reform (FAIR).

  The Federation for American Immigration Reform is an **immigration-reduction organization** of concerned individuals who believe that immigration laws must be reformed and seeks to reduce overall immigration (both legal and illegal) into the United States. The founder of FAIR is John Tanton, author of "The Immigration Invasion" who wrote *"I've come to the point of view that for European-American society and culture to persist requires a European-American majority, and a clear one at that."*

  Would you like to have us donate $1 on your behalf to the Federation for American Immigration Reform? If you decide to have $1 donated to the immigration-reduction organization FAIR, we will also transfer $1 extra to your MTurk account. So, if you decide to donate, instead of $0.50 you will be paid in total $1.50. If instead you prefer not to donate, you will be paid only $0.50 for completing the survey.

  So would you like to have us donate $1 on your behalf to the Federation for American Immigration Reform?

  - Yes
  - No

- From 0 to 100, what do you think is the probability of Donald Trump winning the presidential election in [state]?

Main Experiment: Treatment Public

- From 0 to 100, what do you think is the probability of Donald Trump winning the presidential election in [state]?
- According to recent estimates from PredictWise, the predicted probability of Donald Trump winning the presidential election in [state] is 100%. That means that the vast majority of voters in [state] are probably going to support Donald Trump.

  Note: PredictWise reflects academic research into prediction markets. The backbone of predictions by PredictWise are generated from real-money markets that trade contracts on upcoming events. Estimates were downloaded on the PredictWise website on October 31, 2016. For more information, visit http://predictwise.com/.

- From 0 to 100, what share of people in the population of [state] do you think agrees with the following statement?

  "Both legal and illegal immigration should be drastically reduced because immigrants undermine American culture and do not respect American values."
- Important: in order to ensure the quality of the data collected, a member of the research team might **personally contact you** to verify your answers to the next question and the following ones.
- We will now **randomly select** one among two different organization, and will give you the possibility to make a donation to the selected organization:
  - one is an organization which seeks to **reduce overall migration** to the United States;
  - one is an organization which **welcomes immigrants** to the United States.
- The organization randomly chosen for you is the Federation for American Immigration Reform (FAIR).

  The Federation for American Immigration Reform is an **immigration-reduction organization** of concerned individuals who believe that immigration laws must be reformed and seeks to reduce overall immigration (both legal and illegal) into the United States. The founder of FAIR is John Tanton, author of "The Immigration Invasion" who wrote *"I've come to the point of view that for European-American society and culture to persist requires a European-American majority, and a clear one at that."*

  Would you like to have us donate $1 on your behalf to the Federation for American Immigration Reform? If you decide to have $1 donated to the immigration-reduction organization FAIR, we will also transfer $1 extra to your MTurk account. So, if you decide to donate, instead of $0.50 you will be paid in total $1.50. If instead you prefer not to donate, you will be paid only $0.50 for completing the survey.

  So would you like to have us donate $1 on your behalf to the Federation for American Immigration Reform?
  - Yes
  - No

Auxiliary Experiment: Control Group

- A minaret is a tower typically built adjacent to a mosque and is traditionally used for the Muslim call to prayer.

  Would you support the introduction of a law prohibiting the building of minarets in [state]?

  - Yes, I think the building of **minarets should be prohibited** in [state].
  - No, I think the building of **minarets should be allowed** in [state].

- In this exercise, we matched you with a participant from another survey. You will not know who you are paired with; only the researchers will know this. However, we will provide you with some additional background information about the other participant.

  The participant you are matched with is a 24-year-old male from Switzerland.

  You and the other participant will split a total bonus of $3. You alone will make the decision of how much of the $3 you will receive and how much of the $3 the other participant will receive. Whatever decision you make will be implemented. You can choose to divide the $3 however you like. Whatever you do not give to the other person you get to keep. The amount you keep will be credited to your MTurk account in the form of a bonus payment. For example, if you decide to give $1.70, then you will receive a bonus payment of $1.30.

  How much would you like to give to the other person?

Auxiliary Experiment: Anti-minarets

- A minaret is a tower typically built adjacent to a mosque and is traditionally used for the Muslim call to prayer.

  Would you support the introduction of a law prohibiting the building of minarets in [state]?

  - Yes, I think the building of **minarets should be prohibited** in [state].
  - No, I think the building of **minarets should be allowed** in [state].

- In this exercise, we matched you with a participant from another survey. You will not know who you are paired with; only the researchers will know this. However, we will provide you with some additional background information about the other participant.

  The participant you are matched with is a 24-year-old male from Switzerland. He supports the prohibition of the building of minarets in Switzerland.

  You and the other participant will split a total bonus of $3. You alone will make the decision of how much of the $3 you will receive and how much of the $3 the other participant will receive. Whatever decision you make will be implemented. You can choose to divide the $3 however you like. Whatever you do not give to the other person you get to keep. The amount you keep will be credited to your MTurk account in the form of a bonus payment. For example, if you decide to give $1.70, then you will receive a bonus payment of $1.30.

  How much would you like to give to the other person?

Auxiliary Experiment: Anti-minarets Public Support

- A minaret is a tower typically built adjacent to a mosque and is traditionally used for the Muslim call to prayer.

  Would you support the introduction of a law prohibiting the building of minarets in [state]?

  - Yes, I think the building of **minarets should be prohibited** in [state].
  - No, I think the building of **minarets should be allowed** in [state].

- In this exercise, we matched you with a participant from another survey. You will not know who you are paired with; only the researchers will know this. However, we will provide you with some additional background information about the other participant.

  The participant you are matched with is a 24-year-old male from Switzerland. Like 57.5% of Swiss respondents, the participant supports the prohibition of the building of minarets in Switzerland.

  You and the other participant will split a total bonus of $3. You alone will make the decision of how much of the $3 you will receive and how much of the $3 the other participant will receive. Whatever decision you make will be implemented. You can choose to divide the $3 however you like. Whatever you do not give to the other person you get to keep. The amount you keep will be credited to your MTurk account in the form of a bonus payment. For example, if you decide to give $1.70, then you will receive a bonus payment of $1.30.

  How much would you like to give to the other person?

Auxiliary Experiment: Anti-minarets Referendum

- A minaret is a tower typically built adjacent to a mosque and is traditionally used for the Muslim call to prayer.

  Would you support the introduction of a law prohibiting the building of minarets in [state]?

  - Yes, I think the building of **minarets should be prohibited** in [state].
  - No, I think the building of **minarets should be allowed** in [state].

- In this exercise, we matched you with a participant from another survey. You will not know who you are paired with; only the researchers will know this. However, we will provide you with some additional background information about the other participant.

  The participant you are matched with is a 24-year-old male from Switzerland. Building minarets is illegal in Switzerland, following a 2009 referendum. Like 57.5% of Swiss respondents, the participant supports the prohibition of the building of minarets in Switzerland. However, he did not vote in the referendum since he was under legal voting age.

  You and the other participant will split a total bonus of $3. You alone will make the decision of how much of the $3 you will receive and how much of the $3 the other participant will receive. Whatever decision you make will be implemented. You can choose to divide the $3 however you like. Whatever you do not give to the other person you get to keep. The amount you keep will be credited to your MTurk account in the form of a bonus payment. For example, if you decide to give $1.70, then you will receive a bonus payment of $1.30.

  How much would you like to give to the other person?

Auxiliary Anonymous Experiment: Control Group

- A minaret is a tower typically built adjacent to a mosque and is traditionally used for the Muslim call to prayer.

  Would you support the introduction of a law prohibiting the building of minarets in [state]?

  - Yes, I think the building of **minarets should be prohibited** in [state].
  - No, I think the building of **minarets should be allowed** in [state].

- In this exercise, we matched you with a participant from another anonymous survey. You will not know who you are paired with. However, we will provide you with some additional background information about the other participant.

  The participant you are matched with is a 24-year-old male from Switzerland.

  You and the other participant will split a total bonus of $3. You alone will make the decision of how much of the $3 you will receive and how much of the $3 the other participant will receive. Whatever decision you make will be implemented. You can choose to divide the $3 however you like. Whatever you do not give to the other person you get to keep. The amount you keep will be credited to your MTurk account in the form of a bonus payment. For example, if you decide to give $1.70, then you will receive a bonus payment of $1.30.

  How much would you like to give to the other person?

Auxiliary Anonymous Experiment: Anti-minarets

- A minaret is a tower typically built adjacent to a mosque and is traditionally used for the Muslim call to prayer.

  Would you support the introduction of a law prohibiting the building of minarets in [state]?

  - Yes, I think the building of **minarets should be prohibited** in [state].
  - No, I think the building of **minarets should be allowed** in [state].

- In this exercise, we matched you with a participant from another anonymous survey. You will not know who you are paired with. However, we will provide you with some additional background information about the other participant.

  The participant you are matched with is a 24-year-old male from Switzerland. In our anonymous survey, like the one you just completed, he said he supports the prohibition of the building of minarets in Switzerland.

  You and the other participant will split a total bonus of $3. You alone will make the decision of how much of the $3 you will receive and how much of the $3 the other participant will receive. Whatever decision you make will be implemented. You can choose to divide the $3 however you like. Whatever you do not give to the other person you get to keep. The amount you keep will be credited to your MTurk account in the form of a bonus payment. For example, if you decide to give $1.70, then you will receive a bonus payment of $1.30.

  How much would you like to give to the other person?

- Out of 100 respondents from Switzerland, how many do you believe would support prohibiting the building of minarets?
- Do you think building minarets is legal or illegal in Switzerland?
  - Legal
  - Illegal

Auxiliary Anonymous Experiment: Anti-minarets Public Support

- A minaret is a tower typically built adjacent to a mosque and is traditionally used for the Muslim call to prayer.

  Would you support the introduction of a law prohibiting the building of minarets in [state]?

  - Yes, I think the building of **minarets should be prohibited** in [state].
  - No, I think the building of **minarets should be allowed** in [state].

- In this exercise, we matched you with a participant from another anonymous survey. You will not know who you are paired with. However, we will provide you with some additional background information about the other participant.

  The participant you are matched with is a 24-year-old male from Switzerland. In our anonymous survey, like the one you just completed, he said he supports the prohibition of the building of minarets in Switzerland. According to numbers from 2009, 57.5% of Swiss respondents are in favor of prohibiting the building of minarets.

  You and the other participant will split a total bonus of $3. You alone will make the decision of how much of the $3 you will receive and how much of the $3 the other participant will receive. Whatever decision you make will be implemented. You can choose to divide the $3 however you like. Whatever you do not give to the other person you get to keep. The amount you keep will be credited to your MTurk account in the form of a bonus payment. For example, if you decide to give $1.70, then you will receive a bonus payment of $1.30.

  How much would you like to give to the other person?

- Out of 100 respondents from Switzerland, how many do you believe would support prohibiting the building of minarets?
- Do you think building minarets is legal or illegal in Switzerland?
  - Legal
  - Illegal

Auxiliary Anonymous Experiment: Anti-minarets Referendum

- A minaret is a tower typically built adjacent to a mosque and is traditionally used for the Muslim call to prayer.

  Would you support the introduction of a law prohibiting the building of minarets in [state]?

  - Yes, I think the building of **minarets should be prohibited** in [state].
  - No, I think the building of **minarets should be allowed** in [state].

- In this exercise, we matched you with a participant from another anonymous survey. You will not know who you are paired with. However, we will provide you with some additional background information about the other participant.

  The participant you are matched with is a 24-year-old male from Switzerland. In our anonymous survey, like the one you just completed, he said he supports the prohibition of the building of minarets in Switzerland. Building minarets is illegal in Switzerland, following a 2009 referendum. According to numbers from 2009, 57.5% of Swiss respondents are in favor of prohibiting the building of minarets. However, the person you are matched with did not vote in the referendum since he was under legal voting age.

  You and the other participant will split a total bonus of $3. You alone will make the decision of how much of the $3 you will receive and how much of the $3 the other participant will receive. Whatever decision you make will be implemented. You can choose to divide the $3 however you like. Whatever you do not give to the other person you get to keep. The amount you keep will be credited to your MTurk account in the form of a bonus payment. For example, if you decide to give $1.70, then you will receive a bonus payment of $1.30.

  How much would you like to give to the other person?

- Out of 100 respondents from Switzerland, how many do you believe would support prohibiting the building of minarets?
- Do you think building minarets is legal or illegal in Switzerland?
  - Legal
  - Illegal